

Animal Care & Control Team of Philadelphia 2017 Shelter Statistics - All Animals

	Jan	Feb	Mar	Apr	May	Jun	Jul	Aug	Sept	Oct	Nov	Dec	Total
Intake	1,360	912	1,318	1,542	1,821	1,959	2,137	2,023	-	-	-	-	13,072
Stray	720	488	761	976	1,234	1,271	1,511	1,488					8,449
Surrendered by Owner	572	376	496	501	531	630	557	480					4,143
Returns	62	42	59	62	54	56	66	50					451
Transferred In	6	6	2	3	2	2	3	5					29
Live Release	1,126	943	1,039	1,158	1,277	1,344	1,574	1,470	-	-	-	-	9,931
Adopted	516	430	407	398	355	574	594	645					3,919
Returned to Owner	98	70	81	105	82	65	76	82					659
Transferred to Rescue	454	377	503	581	653	561	702	567					4,398
Released	58	66	48	74	187	144	202	176					955
Non-Live Outcomes	258	197	258	288	397	366	497	470					2,731
Shelter Euthanasia	160	116	179	211	269	241	353	322					1,851
Owner Intended Euthanasia	91	71	68	60	68	75	73	56					562
Died	3	8	11	14	51	47	63	82					279
Missing	4	2	-	3	9	3	8	10					39

Asilomar Live Release Rate	87%	88%	85%	84%	80%	82%	79%	78%					82%
-----------------------------------	-----	-----	-----	-----	-----	-----	-----	-----	--	--	--	--	-----

Live Release Rate = Live Release / (All Outcomes - Owner Intended Euthanasia)

ASPCA Live Release Rate	83%	103%	79%	75%	70%	69%	74%	73%					76%
--------------------------------	-----	------	-----	-----	-----	-----	-----	-----	--	--	--	--	-----

Live Release Rate = Live Release / Intake

ACCT Live Release Rate	82%	83%	81%	81%	79%	81%	79%	80%					80%
-------------------------------	-----	-----	-----	-----	-----	-----	-----	-----	--	--	--	--	-----

Live Release Rate = Live Release / (Live Release + Total Euthanized)

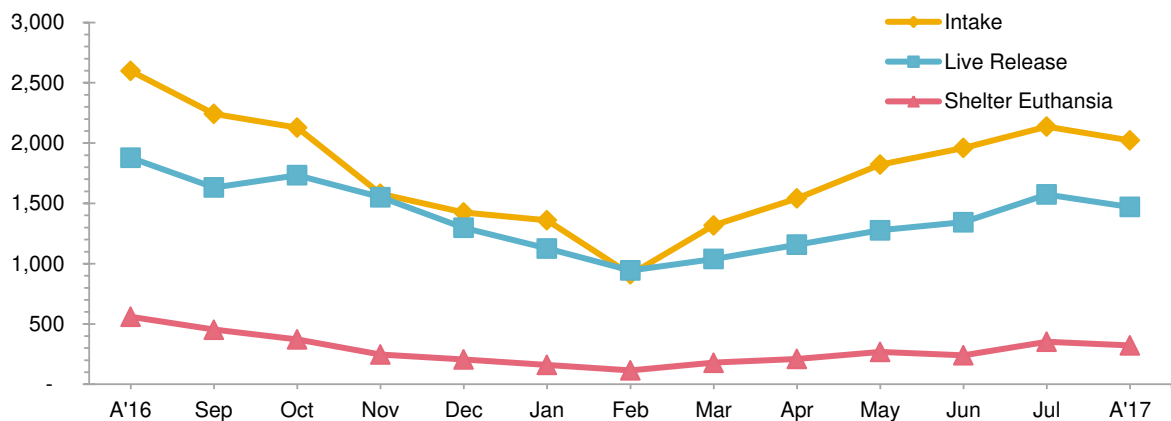
BFAS Save Rate	87%	85%	85%	85%	81%	85%	79%	79%					83%
-----------------------	-----	-----	-----	-----	-----	-----	-----	-----	--	--	--	--	-----

Best Friends Animal Society Save Rate = (Intake - Non-Live Outcomes) / (Intake - Owner Intended Euthanasia)

Trap-Neuter-Return Services	150	262	192	212	245	282	299	278	-	-	-	-	1,920
------------------------------------	-----	-----	-----	-----	-----	-----	-----	-----	---	---	---	---	-------

Placed in Foster Care	85	93	99	166	279	355	343	387	-	-	-	-	1,807
------------------------------	----	----	----	-----	-----	-----	-----	-----	---	---	---	---	-------

Spay/Neuter Surgeries	514	542	583	549	621	788	854	767	-	-	-	-	5,218
------------------------------	-----	-----	-----	-----	-----	-----	-----	-----	---	---	---	---	-------



Animal Care & Control Team of Philadelphia 2017 Shelter Statistics - Dogs

	Jan	Feb	Mar	Apr	May	Jun	Jul	Aug	Sept	Oct	Nov	Dec	Total
Intake	671	446	538	551	522	560	579	581	-	-	-	-	4,448
Stray	375	264	293	297	290	310	337	363					2,529
Surrendered by Owner	262	164	220	232	209	224	216	193					1,720
Returns	30	14	24	20	22	24	24	21					179
Transferred In	4	4	1	2	1	2	2	4					20
Live Release	522	402	434	405	418	443	488	409	-	-	-	-	3,521
Adopted	143	126	107	98	115	144	148	108					989
Returned to Owner	91	58	71	88	70	50	60	64					552
Transferred to Rescue	288	218	256	219	233	249	280	237					1,980
Released	-	-	-	-	-	-	-	-					-
Non-Live Outcomes	141	84	106	110	111	102	114	115	-	-	-	-	883
Shelter Euthanasia	88	48	71	76	88	64	83	87					605
Owner Intended Euthanasia	50	32	35	34	22	35	28	27					263
Died	1	3	-	-	1	3	3	1					12
Missing	2	1	-	-	-	-	-	-					3

Asilomar Live Release Rate	85%	89%	86%	84%	82%	87%	85%	82%					85%
-----------------------------------	-----	-----	-----	-----	-----	-----	-----	-----	--	--	--	--	-----

Live Release Rate = Live Release / (All Outcomes - Owner Intended Euthanasia)

ASPCA Live Release Rate	78%	90%	81%	74%	80%	79%	84%	70%					79%
--------------------------------	-----	-----	-----	-----	-----	-----	-----	-----	--	--	--	--	-----

Live Release Rate = Live Release / Intake

ACCT Live Release Rate	79%	83%	80%	79%	79%	82%	81%	78%					80%
-------------------------------	-----	-----	-----	-----	-----	-----	-----	-----	--	--	--	--	-----

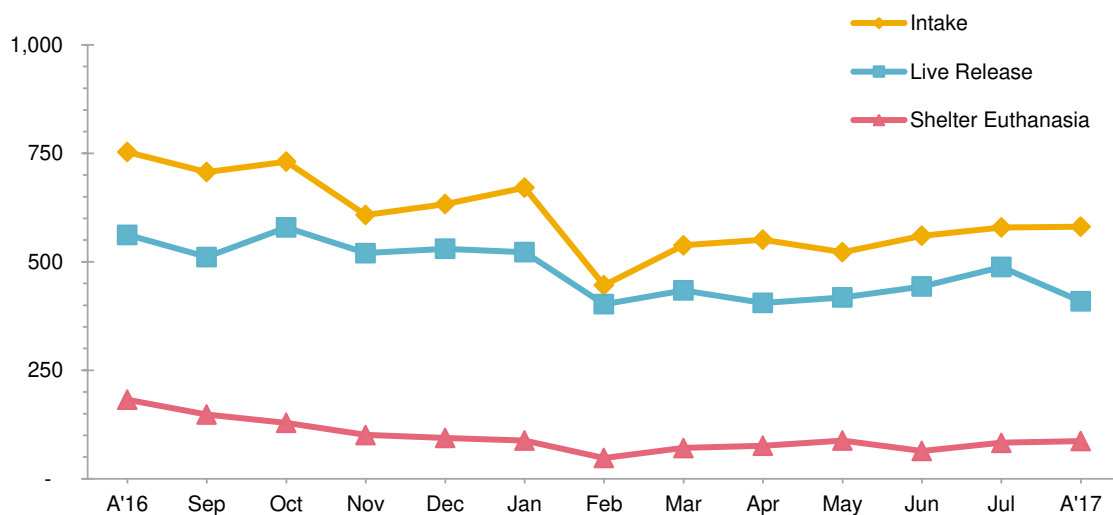
Live Release Rate = Live Release / (Live Release + Total Euthanized)

BFAS Save Rate	85%	87%	86%	85%	82%	87%	84%	84%					85%
-----------------------	-----	-----	-----	-----	-----	-----	-----	-----	--	--	--	--	-----

Best Friends Animal Society Save Rate = (Intake - Non-Live Outcomes) / (Intake - Owner Intended Euthanasia)

Placed in Foster Care	15	28	32	9	4*	10	12	17					123
------------------------------	----	----	----	---	----	----	----	----	--	--	--	--	-----

Spay/Neuter Surgeries	141	113	132	130	167	127	147	138					1,095
------------------------------	-----	-----	-----	-----	-----	-----	-----	-----	--	--	--	--	-------



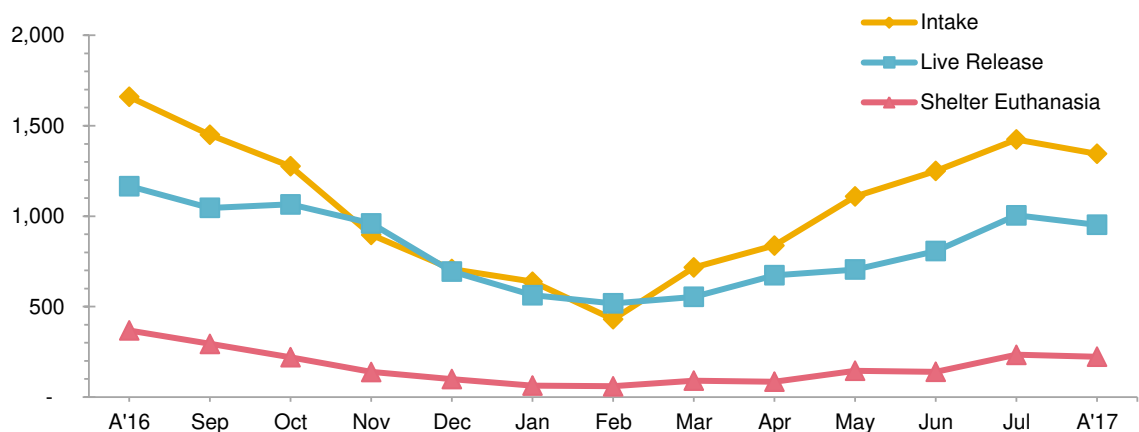
* Dog foster numbers were lower in April and May due to a suspension of the Lichter program and fast tracking dogs to the Everyday Adoption Center. The Lichter program resumed June 1.

Animal Care & Control Team of Philadelphia 2017 Shelter Statistics - Cats

	Jan	Feb	Mar	Apr	May	Jun	Jul	Aug	Sept	Oct	Nov	Dec	Total
Intake	638	430	716	838	1,109	1,250	1,424	1,345	-	-	-	-	7,750
Stray	314	203	424	537	794	850	1,070	1,057					5,249
Surrendered by Owner	292	197	256	258	282	368	311	259					2,223
Returns	30	28	35	42	32	32	42	29					270
Transferred In	2	2	1	1	1	-	1	-	-				8
Live Release	563	518	554	673	705	807	1,005	952	-	-	-	-	5,777
Adopted	373	302	298	300	240	430	446	528					2,917
Returned to Owner	7	12	8	17	12	15	15	18					104
Transferred to Rescue	131	138	213	302	328	223	362	277					1,974
Released	52	66	35	54	125	139	182	129					782
Non-Live Outcomes	108	103	132	125	231	225	337	341	-	-	-	-	1,602
Shelter Euthanasia	63	60	91	85	145	140	234	223					1,041
Owner Intended Euthanasia	41	38	32	25	46	40	45	29					296
Died	2	4	9	13	34	42	54	79					237
Missing	2	1	-	2	6	3	4	10					28

Asilomar Live Release Rate	89%	89%	85%	87%	79%	81%	77%	75%					82%
Live Release Rate = Live Release / (All Outcomes - Owner Intended Euthanasia)													
ASPCA Live Release Rate	88%	120%	77%	80%	64%	65%	71%	71%					75%
Live Release Rate = Live Release / Intake													
ACCT Live Release Rate	84%	84%	82%	86%	79%	82%	78%	79%					81%
Live Release Rate = Live Release / (Live Release + Total Euthanized)													
BFAS Save Rate	89%	83%	85%	88%	83%	85%	79%	76%					82%
Best Friends Animal Society Save Rate = (Intake - Non-Live Outcomes) / (Intake - Owner Intended Euthanasia)													

Trap-Neuter-Return Services	150	262	192	212	245	282	299	278	-	-	-	-	1,920
Placed in Foster Care	68	65	67	157	275	345	331	370	-	-	-	-	1,678
Spay/Neuter Surgeries	373	429	451	419	454	661	707	629	-	-	-	-	4,123



Animal Care & Control Team of Philadelphia 2017 Shelter Statistics - Small Animals & Wildlife

	Jan	Feb	Mar	Apr	May	Jun	Jul	Aug	Sept	Oct	Nov	Dec	Total
Intake	51	36	64	153	190	149	134	97	-	-	-	-	874
Stray/Wildlife	31	21	44	142	150	111	104	68					671
Surrendered by Owner	18	15	20	11	40	38	30	28					200
Returns	2	-	-	-	-	-	-	-					2
Transferred In	-	-	-	-	-	-	-	1					1
Live Release	41	23	51	80	154	94	81	109	-	-	-	-	633
Adopted	-	2	2	-	-	-	-	9					13
Returned to Owner	-	-	2	-	-	-	1	-					3
Transferred to Rescue	35	21	34	60	92	89	60	53					444
Released	6	-	13	20	62	5	20	47					173
Non-Live Outcomes	9	10	20	53	55	39	46	14	-	-	-	-	246
Shelter Euthanasia	9	8	17	50	36	37	36	12					205
Owner Intended Euthanasia	-	1	1	1	-	-	-	-					3
Died	-	1	2	1	16	2	6	2					30
Missing	-	-	-	1	3	-	4	-					8
RVS Required Euthanasia*	20	25	18	18	47	44	42	35					249

*Pennsylvania law requires ACCT Philly to euthanize "rabies vector species" (RVS) which include raccoons, skunks, foxes, bats, coyotes, groundhogs, and other species designated by the Pennsylvania Game Commission.

Asilomar Live Release Rate	82%	72%	73%	61%	74%	71%	64%	89%					72%
Live Release Rate = Live Release / (All Outcomes - Owner Intended Euthanasia)													
ASPCA Live Release Rate	80%	64%	80%	52%	81%	63%	60%	112%					72%
Live Release Rate = Live Release / Intake													
ACCT Live Release Rate	82%	72%	74%	61%	81%	72%	69%	90%					75%
Live Release Rate = Live Release / (Live Release + Total Euthanized)													
BFAS Save Rate	82%	74%	70%	66%	71%	74%	66%	86%					72%
Best Friends Animal Society Save Rate = (Intake - Non-Live Outcomes) / (Intake - Owner Intended Euthanasia)													

Placed in Foster Care	2	-	-	-	-	-	-	-	-	-	-	-	2
------------------------------	---	---	---	---	---	---	---	---	---	---	---	---	---

