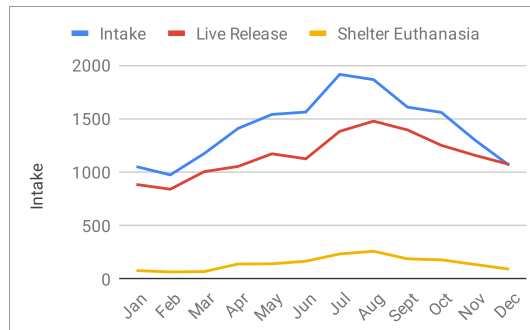


## Animal Care & Control Team of Philadelphia 2019 Shelter Statistics - All Animals

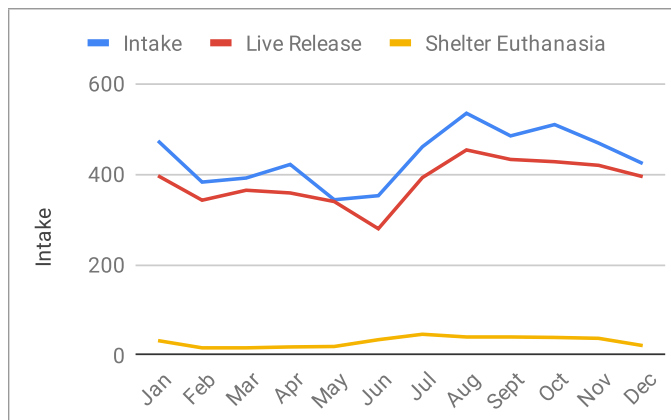
	Jan	Feb	Mar	Apr	May	Jun	Jul	Aug	Sept	Oct	Nov	Dec	Total
Intake	1,052	975	1,174	1,409	1,540	1,562	1,914	1,865	1,608	1,559	1,298	1,065	17,021
Stray	704	671	853	1,047	1,239	1,209	1,514	1,391	1,234	1,152	896	720	12,630
Surrender by Owner	300	262	285	318	266	324	365	441	331	355	344	291	3,882
Returns	37	32	32	41	24	16	23	32	36	48	52	52	425
Transferred In	11	10	4	3	11	13	12	1	7	4	6	2	84
<b>Live Release</b>	<b>885</b>	<b>841</b>	<b>1,005</b>	<b>1,054</b>	<b>1,172</b>	<b>1,125</b>	<b>1,382</b>	<b>1,477</b>	<b>1,395</b>	<b>1,251</b>	<b>1,157</b>	<b>1,073</b>	<b>13,817</b>
Adopted	323	364	358	285	344	379	532	563	631	611	579	600	5,569
Returned to Owner	73	67	108	68	69	56	74	82	80	91	60	51	879
Transferred to Rescue	426	321	421	559	630	572	600	696	545	452	374	323	5,919
Released	63	89	118	124	124	117	176	136	139	97	143	99	1,425
<b>Non-Live Outcomes</b>	<b>139</b>	<b>111</b>	<b>127</b>	<b>193</b>	<b>203</b>	<b>257</b>	<b>357</b>	<b>360</b>	<b>312</b>	<b>264</b>	<b>219</b>	<b>156</b>	<b>2,722</b>
Shelter Euthanasia	80	68	71	142	144	168	236	261	190	181	137	94	1,772
Owner Intended Euthanasia	49	34	35	26	30	62	66	49	47	41	51	37	527
Died	7	7	21	23	23	26	53	47	66	34	24	25	380*
Missing	3	2	0	2	6	1	2	3	9	8	7	0	43
<b>Asilomar Live Release Rate</b>	<b>91%</b>	<b>92%</b>	<b>92%</b>	<b>86%</b>	<b>87%</b>	<b>85%</b>	<b>83%</b>	<b>83%</b>	<b>84%</b>	<b>85%</b>	<b>87%</b>	<b>90%</b>	<b>86%</b>
Live Release Rate = Live Release / (All Outcomes - Owner Intended Euthanasia)													
<b>ASPCA Live Release Rate</b>	<b>84%</b>	<b>86%</b>	<b>86%</b>	<b>75%</b>	<b>76%</b>	<b>72%</b>	<b>72%</b>	<b>79%</b>	<b>87%</b>	<b>80%</b>	<b>89%</b>	<b>100%</b>	<b>81%</b>
Live Release Rate = Live Release / Intake													
<b>ACCT Live Release Rate</b>	<b>87%</b>	<b>89%</b>	<b>90%</b>	<b>86%</b>	<b>87%</b>	<b>83%</b>	<b>82%</b>	<b>83%</b>	<b>85%</b>	<b>85%</b>	<b>86%</b>	<b>87%</b>	<b>84%</b>
Live Release Rate = Live Release / (Live Release + Total Euthanized)													
<b>BFAS Save Rate</b>	<b>91%</b>	<b>92%</b>	<b>92%</b>	<b>88%</b>	<b>89%</b>	<b>87%</b>	<b>84%</b>	<b>83%</b>	<b>83%</b>	<b>85%</b>	<b>87%</b>	<b>88%</b>	<b>87%</b>
Best Friends Animal Society Save Rate = (Intake - Non-Live Outcome) / (Intake - Owner Intended Euthanasia)													
<b>Trap-Neuter-Return Services</b>	<b>140</b>	<b>23</b>	<b>126</b>	<b>190</b>	<b>184</b>	<b>239</b>	<b>206</b>	<b>48</b>	<b>25</b>	<b>250</b>	<b>49</b>	<b>24</b>	<b>1,504</b>
Placed in Foster Care	66	93	157	173	328	427	452	430	404	356	228	111	3,225
Spay/Neuter Surgeries	509	316	529	504	584	695	747	542	531	613	426	532	6,528



\*During yearly record clean up, an additional 24 cats that died in foster were outcomed for the year of 2019.

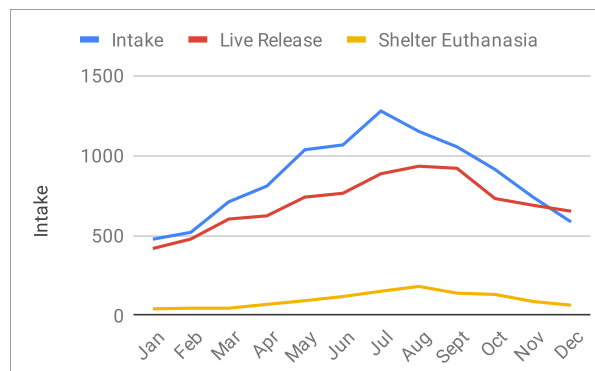
## Animal Care & Control Team of Philadelphia 2019 Shelter Statistics - Dogs

	Jan	Feb	Mar	Apr	May	Jun	Jul	Aug	Sept	Oct	Nov	Dec	Total
Intake	473	382	391	421	343	352	460	534	484	509	468	423	5,240
Stray	332	261	282	278	245	239	338	361	307	346	282	250	3,521
Surrender by Owner	119	105	92	120	74	99	106	156	153	135	159	133	1,451
Returns	17	11	15	21	16	8	10	17	20	26	23	38	222
Transferred In	5	5	2	2	8	6	6	-	4	2	4	2	46
Live Release	396	342	364	358	339	279	392	453	432	427	419	394	4,595
Adopted	100	151	130	109	105	100	139	173	168	164	189	182	1,710
Returned to Owner	67	54	76	57	59	48	67	68	69	72	51	47	735
Transferred to Rescue	229	137	158	192	175	131	186	212	195	191	179	165	2,150
Released	-	-	-	-	-	-	-	-	-	-	-	-	-
Non-Live Outcomes	56	40	32	32	37	72	87	76	70	67	68	44	681
Shelter Euthanasia	32	16	16	18	19	34	46	40	40	39	37	21	358
Owner Intended Euthanasia	23	24	14	13	17	36	38	33	28	28	30	23	307
Died	1	-	2	1	1	2	3	3	2	-	1	-	16
Missing	-	-	-	-	-	-	-	-	-	-	-	-	-
Asilomar Live Release Rate	92%	96%	95%	95%	94%	89%	89%	91%	91%	92%	92%	95%	92%
Live Release Rate = Live Release / (All Outcomes - Owner Intended Euthanasia)													
ASPCA Live Release Rate	84%	90%	93%	85%	99%	79%	85%	85%	89%	84%	90%	93%	88%
Live Release Rate = Live Release / Intake													
ACCT Live Release Rate	88%	90%	92%	92%	90%	80%	82%	86%	86%	86%	86%	90%	87%
Live Release Rate = Live Release / (Live Release + Total Euthanized)													
BFAS Save Rate	93%	96%	95%	95%	94%	89%	88%	91%	91%	92%	91%	95%	92%
Best Friends Animal Society Save Rate = (Intake - Non-Live Outcome) / (Intake - Owner Intended Euthanasia)													
Placed in Foster Care	19	41	58	36	57	41	49	41	32	31	34	30	469
Spay/Neuter Surgeries	173	109	129	101	77	84	90	125	104	94	81	132	1,299



## Animal Care & Control Team of Philadelphia 2019 Shelter Statistics - Cats

	Jan	Feb	Mar	Apr	May	Jun	Jul	Aug	Sept	Oct	Nov	Dec	Total
Intake	476	519	710	808	1,035	1,065	1,277	1,149	1,053	912	739	584	10,327
Stray	322	360	515	632	835	853	1,085	898	863	728	546	432	8,069
Surrender by Owner	130	133	176	155	189	197	173	235	171	161	162	138	2,020
Returns	20	21	17	20	8	8	13	15	16	22	29	14	203
Transferred In	4	5	2	1	3	7	6	1	3	1	2	-	35
<b>Live Release</b>	<b>418</b>	<b>477</b>	<b>602</b>	<b>622</b>	<b>739</b>	<b>763</b>	<b>885</b>	<b>932</b>	<b>919</b>	<b>730</b>	<b>688</b>	<b>651</b>	<b>8426</b>
Adopted	223	213	228	175	239	278	390	390	462	441	389	418	3846
Returned to Owner	6	13	32	11	8	8	7	12	11	17	9	4	138
Transferred to Rescue	126	162	224	286	368	360	312	394	307	177	147	130	2993
Released	63	89	118	150	124	117	176	136	139	95	143	99	1449
<b>Non-Live Outcomes</b>	<b>74</b>	<b>60</b>	<b>81</b>	<b>106</b>	<b>122</b>	<b>162</b>	<b>229</b>	<b>241</b>	<b>224</b>	<b>178</b>	<b>129</b>	<b>99</b>	<b>1729</b>
Shelter Euthanasia	41	45	45	69	92	118	151	181	139	131	87	64	1163
Owner Intended Euthanasia	25	10	20	13	13	26	28	16	19	13	21	14	218
Died	5	4	16	22	13	18	48	41	59	31	20	21	322*
Missing	3	1	0	2	4	0	2	3	7	3	1	0	26
<b>Asilomar Live Release Rate</b>	<b>90%</b>	<b>91%</b>	<b>91%</b>	<b>87%</b>	<b>87%</b>	<b>85%</b>	<b>81%</b>	<b>81%</b>	<b>82%</b>	<b>82%</b>	<b>86%</b>	<b>88%</b>	<b>85%</b>
Live Release Rate = Live Release / (All Outcomes - Owner Intended Euthanasia)													
<b>ASPCA Live Release Rate</b>	<b>88%</b>	<b>92%</b>	<b>85%</b>	<b>77%</b>	<b>71%</b>	<b>72%</b>	<b>69%</b>	<b>81%</b>	<b>87%</b>	<b>80%</b>	<b>93%</b>	<b>111%</b>	<b>82%</b>
Live Release Rate = Live Release / Intake													
<b>ACCT Live Release Rate</b>	<b>86%</b>	<b>90%</b>	<b>90%</b>	<b>88%</b>	<b>88%</b>	<b>84%</b>	<b>83%</b>	<b>83%</b>	<b>85%</b>	<b>84%</b>	<b>86%</b>	<b>89%</b>	<b>86%</b>
Live Release Rate = Live Release / (Live Release + Total Euthanized)													
<b>BFAS Save Rate</b>	<b>89%</b>	<b>90%</b>	<b>91%</b>	<b>88%</b>	<b>89%</b>	<b>87%</b>	<b>84%</b>	<b>80%</b>	<b>80%</b>	<b>82%</b>	<b>85%</b>	<b>85%</b>	<b>85%</b>
Best Friends Animal Society Save Rate = (Intake - Non-Live Outcome) / (Intake - Owner Intended Euthanasia)													
<b>Trap-Neuter-Return Services</b>	<b>140</b>	<b>23</b>	<b>126</b>	<b>190</b>	<b>184</b>	<b>239</b>	<b>206</b>	<b>48</b>	<b>25</b>	<b>250</b>	<b>49</b>	<b>24</b>	<b>1502</b>
Shelter-Neuter-Return Services	63	89	118	150	124	117	176	136	139	95	143	99	1449
Placed in Foster Care	47	52	99	137	270	386	403	389	372	325	194	81	2755
Spay/Neuter Surgeries	336	207	400	403	507	611	657	417	427	519	345	400	5229



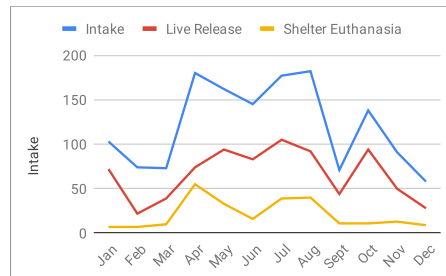
\*During yearly record clean up, an additional 24 cats that died in foster were outcomed for the year of 2019.

**Animal Care & Control Team of Philadelphia  
2019 Shelter Statistics - Small Animals & Wildlife**

	Jan	Feb	Mar	Apr	May	Jun	Jul	Aug	Sept	Oct	Nov	Dec	Total
Intake	103	74	73	180	162	145	177	182	71	138	91	58	1,454
Stray	50	50	58	137	159	117	91	132	64	78	68	38	1,042
Surrender by Owner	51	24	15	43	3	28	86	50	7	59	23	20	409
Returns	0	0	0	0	0	0	0	0	0	0	0	0	0
Transferred In	2	0	0	0	0	0	0	0	0	1	0	0	3
Live Release	72	22	39	74	94	83	105	92	44	94	50	28	797
Adopted	0	0	0	1	0	1	3	0	1	6	1	0	13
Returned to Owner	0	0	0	0	2	0	0	2	0	2	0	0	6
Transferred to Rescue	71	22	39	72	87	81	102	90	43	84	48	28	767
Released	1	0	0	1	5	1	0	0	0	2	1	0	11
Non-Live Outcomes	9	11	14	55	44	23	41	43	18	19	22	13	312
Shelter Euthanasia	7	7	10	55	33	16	39	40	11	11	13	9	251
Owner Intended Euthanasia	1	0	1	0	0	0	0	0	0	0	0	0	2
Died	1	3	3	0	9	6	2	3	5	3	3	4	42
Missing	0	1	0	0	3	1	0	0	2	5	6	0	18
RVS Required Euthanasia*	19	29	27	39	31	43	16	44	17	26	19	13	322

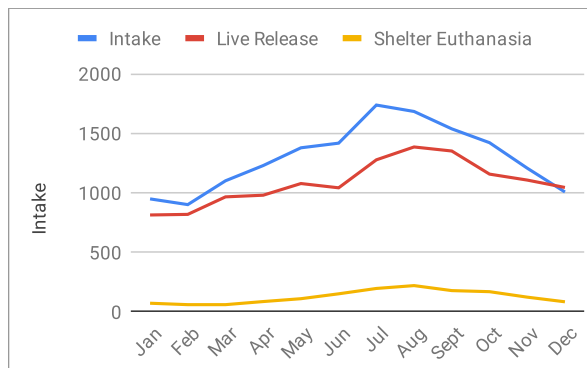
*Pennsylvania law requires ACCT Philly to euthanize "rabies vector species" (RVS) which includes raccoons, skunks, foxes, bats, coyotes, groundhogs and other species designated by the Pennsylvania Game Commission.*

Asilomar Live Release Rate	90%	67%	75%	68%	78%	72%	68%	71%	83%	69%	68%	72%	
Live Release Rate = Live Release / (All Outcomes - Owner Intended Euthanasia)													
ASPCA Live Release Rate	70%	30%	53%	41%	58%	57%	59%	51%	62%	68%	55%	48%	55%
Live Release Rate = Live Release / Intake													
ACCT Live Release Rate	90%	76%	78%	57%	74%	84%	73%	70%	80%	90%	79%	76%	76%
Live Release Rate = Live Release / (Live Release + Total Euthanized)													
BFAS Save Rate	92%	85%	82%	69%	73%	84%	77%	76%	75%	86%	76%	78%	79%
Best Friends Animal Society Save Rate = (Intake - Non-Live Outcome) / (Intake - Owner Intended Euthanasia)													
Placed in Foster Care	0	0	0	0	1	0	0	0	0	0	0	0	0



## Animal Care & Control Team of Philadelphia 2019 Shelter Statistics - Cats & Dogs

	Jan	Feb	Mar	Apr	May	Jun	Jul	Aug	Sept	Oct	Nov	Dec	Total
Intake	949	901	1,101	1,229	1,378	1,417	1,737	1,683	1,537	1,421	1,207	1,007	15,567
Stray	654	621	797	910	1,080	1,092	1,423	1,259	1,170	1,074	828	682	11,590
Surrender by Owner	249	238	247	275	263	296	279	391	324	296	321	271	3,450
Returns	37	32	32	41	24	16	23	32	36	48	52	52	425
Transferred In	9	10	4	3	11	13	12	1	7	3	6	2	81
<b>Live Release</b>	<b>814</b>	<b>819</b>	<b>966</b>	<b>980</b>	<b>1078</b>	<b>1042</b>	<b>1277</b>	<b>1385</b>	<b>1351</b>	<b>1157</b>	<b>1107</b>	<b>1045</b>	<b>13021</b>
Adopted	323	364	358	284	344	378	529	563	630	605	578	600	5556
Returned to Owner	73	67	108	68	67	56	74	80	80	89	60	51	873
Transferred to Rescue	355	299	382	478	543	491	498	606	502	368	326	295	5143
Released	63	89	118	150	124	117	176	136	139	95	143	99	1449
<b>Non-Live Outcomes</b>	<b>130</b>	<b>113</b>	<b>113</b>	<b>138</b>	<b>159</b>	<b>234</b>	<b>316</b>	<b>317</b>	<b>294</b>	<b>245</b>	<b>197</b>	<b>143</b>	<b>2399</b>
Shelter Euthanasia	73	61	61	87	111	152	197	221	179	170	124	85	1521
Owner Intended Euthanasia	48	34	34	26	30	62	66	49	47	41	51	37	525
Died	6	4	18	23	14	20	51	44	61	31	21	21	338*
Missing	3	1	0	2	4	0	2	3	7	3	1	0	26
<b>Asilomar Live Release Rate</b>	<b>91%</b>	<b>93%</b>	<b>92%</b>	<b>90%</b>	<b>89%</b>	<b>86%</b>	<b>84%</b>	<b>84%</b>	<b>85%</b>	<b>85%</b>	<b>88%</b>	<b>91%</b>	<b>87%</b>
Live Release Rate = Live Release / (All Outcomes - Owner Intended Euthanasia)													
<b>ASPCA Live Release Rate</b>	<b>86%</b>	<b>91%</b>	<b>88%</b>	<b>80%</b>	<b>78%</b>	<b>74%</b>	<b>74%</b>	<b>82%</b>	<b>88%</b>	<b>81%</b>	<b>92%</b>	<b>103%</b>	<b>81%</b>
Live Release Rate = Live Release / Intake													
<b>ACCT Live Release Rate</b>	<b>87%</b>	<b>90%</b>	<b>91%</b>	<b>90%</b>	<b>88%</b>	<b>83%</b>	<b>83%</b>	<b>84%</b>	<b>86%</b>	<b>85%</b>	<b>86%</b>	<b>90%</b>	<b>86%</b>
Live Release Rate = Live Release / (Live Release + Total Euthanized)													
<b>BFAS Save Rate</b>	<b>91%</b>	<b>93%</b>	<b>93%</b>	<b>91%</b>	<b>90%</b>	<b>87%</b>	<b>85%</b>	<b>84%</b>	<b>83%</b>	<b>85%</b>	<b>87%</b>	<b>89%</b>	<b>87%</b>
Best Friends Animal Society Save Rate = (Intake - Non-Live Outcome) / (Intake - Owner Intended Euthanasia)													
<b>Trap-Neuter-Return Services</b>	<b>140</b>	<b>23</b>	<b>126</b>	<b>190</b>	<b>184</b>	<b>239</b>	<b>206</b>	<b>48</b>	<b>25</b>	<b>250</b>	<b>49</b>	<b>24</b>	<b>1504</b>
<b>Placed in Foster Care</b>	<b>66</b>	<b>93</b>	<b>157</b>	<b>173</b>	<b>328</b>	<b>427</b>	<b>452</b>	<b>430</b>	<b>404</b>	<b>356</b>	<b>228</b>	<b>111</b>	<b>3225</b>
<b>Spay/Neuter Surgeries</b>	<b>509</b>	<b>316</b>	<b>529</b>	<b>504</b>	<b>584</b>	<b>695</b>	<b>747</b>	<b>542</b>	<b>531</b>	<b>613</b>	<b>426</b>	<b>532</b>	<b>6528</b>



\*During yearly record clean up, an additional 24 cats that died in foster were outcomed for the year of 2019.