

# Animal Care & Control Team of Philadelphia 2019 Shelter Statistics - All Animals

	Jan	Feb	Mar	Apr	May	Jun	Jul	Aug	Sept	Oct	Nov	Dec	Total
<b>Intake</b>	1,052	975											2,027
Stray	704	671											1,375
Surrendered by Owner	300	262											562
Returns	37	32											69
Transferred In	11	10											21
<b>Live Release</b>	886	841											1,727
Adopted	323	364											687
Returned to Owner	73	67											140
Transferred to Rescue	426	321											747
Released	63	89											152
<b>Non-Live Outcomes</b>	139	111											250
Shelter Euthanasia	80	68											148
Owner Intended Euthanasia	49	34											83
Died	7	7											14
Missing	3	2											5

<b>Asilomar Live Release Rate</b>	91%	92%											91%
-----------------------------------	-----	-----	--	--	--	--	--	--	--	--	--	--	-----

Live Release Rate = Live Release / (All Outcomes - Owner Intended Euthanasia)

<b>Dog/Cat Live Release Rate</b>	91%	93%											92%
----------------------------------	-----	-----	--	--	--	--	--	--	--	--	--	--	-----

Live Release Rate = Live Release / (All Outcomes - Owner Intended Euthanasia)

<b>ASPCA Live Release Rate</b>	84%	86%											85%
--------------------------------	-----	-----	--	--	--	--	--	--	--	--	--	--	-----

Live Release Rate = Live Release / Intake

<b>ACCT Live Release Rate</b>	87%	89%											88%
-------------------------------	-----	-----	--	--	--	--	--	--	--	--	--	--	-----

Live Release Rate = Live Release / (Live Release + Total Euthanized)

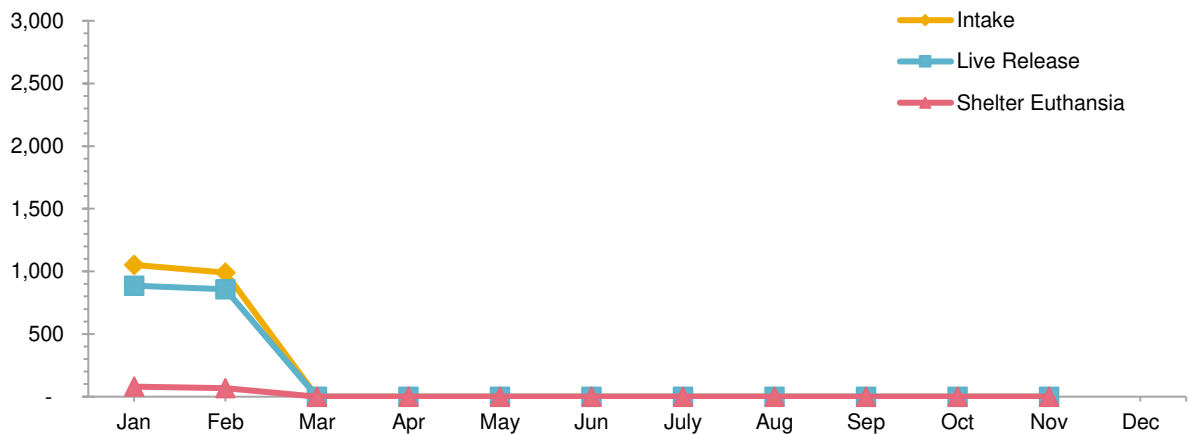
<b>BFAS Save Rate</b>	91%	92%											91%
-----------------------	-----	-----	--	--	--	--	--	--	--	--	--	--	-----

Best Friends Animal Society Save Rate = (Intake - Non-Live Outcomes) / (Intake - Owner Intended Euthanasia)

<b>Trap-Neuter-Return Services</b>	140	23											163
------------------------------------	-----	----	--	--	--	--	--	--	--	--	--	--	-----

<b>Placed in Foster Care</b>	66	93											159
------------------------------	----	----	--	--	--	--	--	--	--	--	--	--	-----

<b>Spay/Neuter Surgeries</b>	509	316											825
------------------------------	-----	-----	--	--	--	--	--	--	--	--	--	--	-----



# Animal Care & Control Team of Philadelphia 2019 Shelter Statistics - Dogs

	Jan	Feb	Mar	Apr	May	Jun	Jul	Aug	Sept	Oct	Nov	Dec	Total
Intake	473	382											855
Stray	332	261											593
Surrendered by Owner	119	105											224
Returns	17	11											28
Transferred In	5	5											10

Live Release	396	342											738
Adopted	100	151											251
Returned to Owner	67	54											121
Transferred to Rescue	229	137											366
Released	-	-											-

Non-Live Outcomes	56	40											96
Shelter Euthanasia	32	16											48
Owner Intended Euthanasia	23	24											47
Died	1	-											1
Missing	-	-											-

Asilomar Live Release Rate	92%	96%											94%
----------------------------	-----	-----	--	--	--	--	--	--	--	--	--	--	-----

Live Release Rate = Live Release / (All Outcomes - Owner Intended Euthanasia)

ASPCA Live Release Rate	84%	90%											86%
-------------------------	-----	-----	--	--	--	--	--	--	--	--	--	--	-----

Live Release Rate = Live Release / Intake

ACCT Live Release Rate	88%	90%											89%
------------------------	-----	-----	--	--	--	--	--	--	--	--	--	--	-----

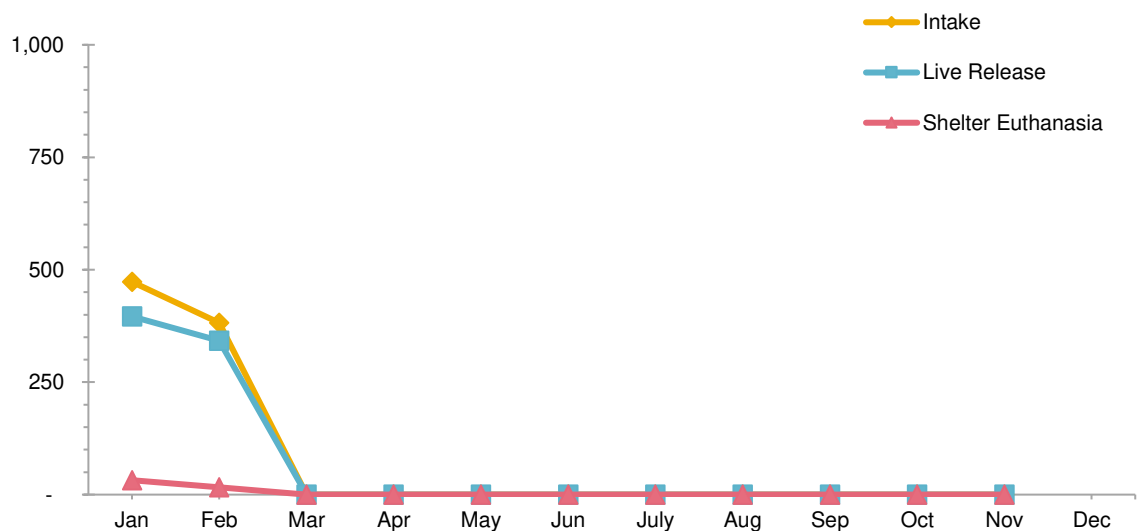
Live Release Rate = Live Release / (Live Release + Total Euthanized)

BFAS Save Rate	93%	96%											94%
----------------	-----	-----	--	--	--	--	--	--	--	--	--	--	-----

Best Friends Animal Society Save Rate = (Intake - Non-Live Outcomes) / (Intake - Owner Intended Euthanasia)

Placed in Foster Care	19	41											60
-----------------------	----	----	--	--	--	--	--	--	--	--	--	--	----

Spay/Neuter Surgeries	173	109											282
-----------------------	-----	-----	--	--	--	--	--	--	--	--	--	--	-----

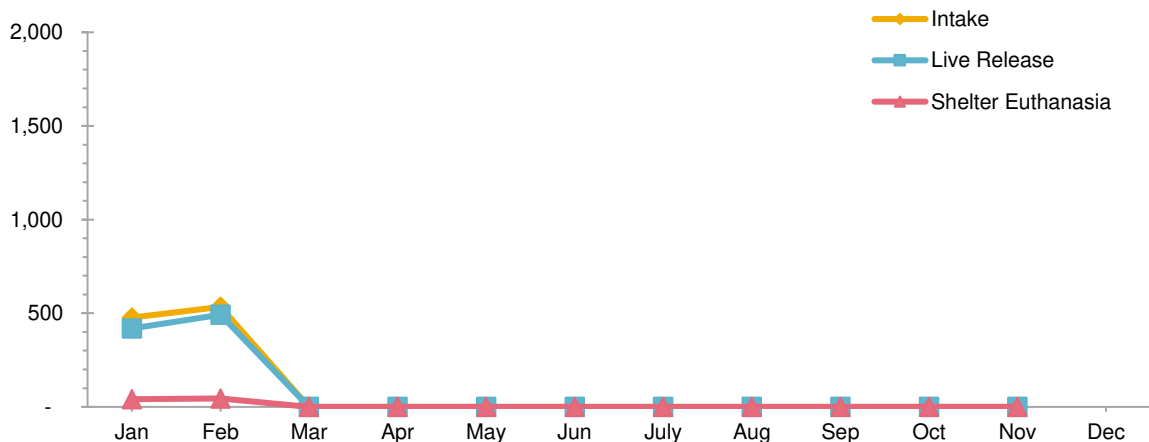


# Animal Care & Control Team of Philadelphia 2019 Shelter Statistics - Cats

	Jan	Feb	Mar	Apr	May	Jun	Jul	Aug	Sept	Oct	Nov	Dec	Total
<b>Intake</b>	476	519											995
Stray	322	360											682
Surrendered by Owner	130	133											263
Returns	20	21											41
Transferred In	4	5											9
<b>Live Release</b>	418	477											895
Adopted	223	213											436
Returned to Owner	6	13											19
Transferred to Rescue	126	162											288
Released	63	89											152
<b>Non-Live Outcomes</b>	74	60											134
Shelter Euthanasia	41	45											86
Owner Intended Euthanasia	25	10											35
Died	5	4											9
Missing	3	1											4

<b>Asilomar Live Release Rate</b>	90%	91%											90%
Live Release Rate = Live Release / (All Outcomes - Owner Intended Euthanasia)													
<b>ASPCA Live Release Rate</b>	88%	92%											90%
Live Release Rate = Live Release / Intake													
<b>ACCT Live Release Rate</b>	86%	90%											88%
Live Release Rate = Live Release / (Live Release + Total Euthanized)													
<b>BFAS Save Rate</b>	89%	90%											90%
Best Friends Animal Society Save Rate = (Intake - Non-Live Outcomes) / (Intake - Owner Intended Euthanasia)													

<b>Trap-Neuter-Return Services</b>	140	23											163
<b>Shelter-Neuter-Return Services</b>	63	89											152
<b>Placed in Foster Care</b>	47	52											99
<b>Spay/Neuter Surgeries</b>	336	207											543



# Animal Care & Control Team of Philadelphia 2019 Shelter Statistics - Small Animals & Wildlife

	Jan	Feb	Mar	Apr	May	Jun	Jul	Aug	Sept	Oct	Nov	Dec	Total
<b>Intake</b>	103	74											177
Stray/Wildlife	50	50											100
Surrendered by Owner	51	24											75
Returns	-	-											-
Transferred In	2	-											2
<b>Live Release</b>	72	22											94
Adopted	-	-											-
Returned to Owner	-	-											-
Transferred to Rescue	71	22											93
Released	1	-											1
<b>Non-Live Outcomes</b>	9	11											20
Shelter Euthanasia	7	7											14
Owner Intended Euthanasia	1	-											1
Died	1	3											4
Missing	-	1											1
RVS Required Euthanasia*	19	29											48

\*Pennsylvania law requires ACCT Philly to euthanize "rabies vector species" (RVS) which include raccoons, skunks, foxes, bats, coyotes, groundhogs, and other species designated by the Pennsylvania Game Commission.

<b>Asilomar Live Release Rate</b>	90%	67%											83%
Live Release Rate = Live Release / (All Outcomes - Owner Intended Euthanasia)													
<b>ASPCA Live Release Rate</b>	70%	30%											53%
Live Release Rate = Live Release / Intake													
<b>ACCT Live Release Rate</b>	90%	76%											86%
Live Release Rate = Live Release / (Live Release + Total Euthanized)													
<b>BFAS Save Rate</b>	92%	85%											89%
Best Friends Animal Society Save Rate = (Intake - Non-Live Outcomes) / (Intake - Owner Intended Euthanasia)													

<b>Placed in Foster Care</b>	-	-	-	-	-	-	-	-	-	-	-	-	-
------------------------------	---	---	---	---	---	---	---	---	---	---	---	---	---

