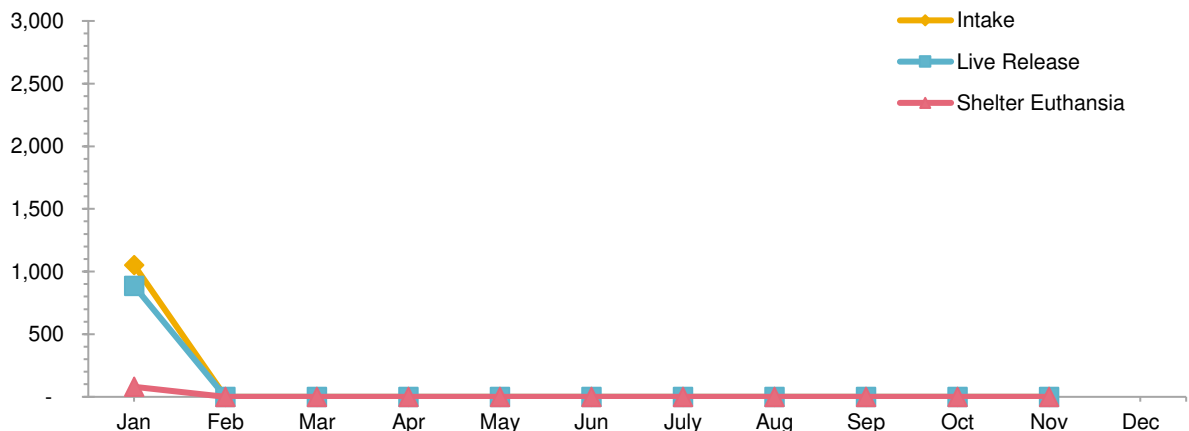


# Animal Care & Control Team of Philadelphia 2019 Shelter Statistics - All Animals

	Jan	Feb	Mar	Apr	May	Jun	Jul	Aug	Sept	Oct	Nov	Dec	Total
<b>Intake</b>	1,052												1,052
Stray	704												704
Surrendered by Owner	300												300
Returns	37												37
Transferred In	11												11
<b>Live Release</b>	886												886
Adopted	323												323
Returned to Owner	73												73
Transferred to Rescue	426												426
Released	63												63
<b>Non-Live Outcomes</b>	139												139
Shelter Euthanasia	80												80
Owner Intended Euthanasia	49												49
Died	7												7
Missing	3												3

<b>Asilomar Live Release Rate</b>	91%												91%
Live Release Rate = Live Release / (All Outcomes - Owner Intended Euthanasia)													
<b>ASPCA Live Release Rate</b>	84%												84%
Live Release Rate = Live Release / Intake													
<b>ACCT Live Release Rate</b>	87%												87%
Live Release Rate = Live Release / (Live Release + Total Euthanized)													
<b>BFAS Save Rate</b>	91%												91%
Best Friends Animal Society Save Rate = (Intake - Non-Live Outcomes) / (Intake - Owner Intended Euthanasia)													

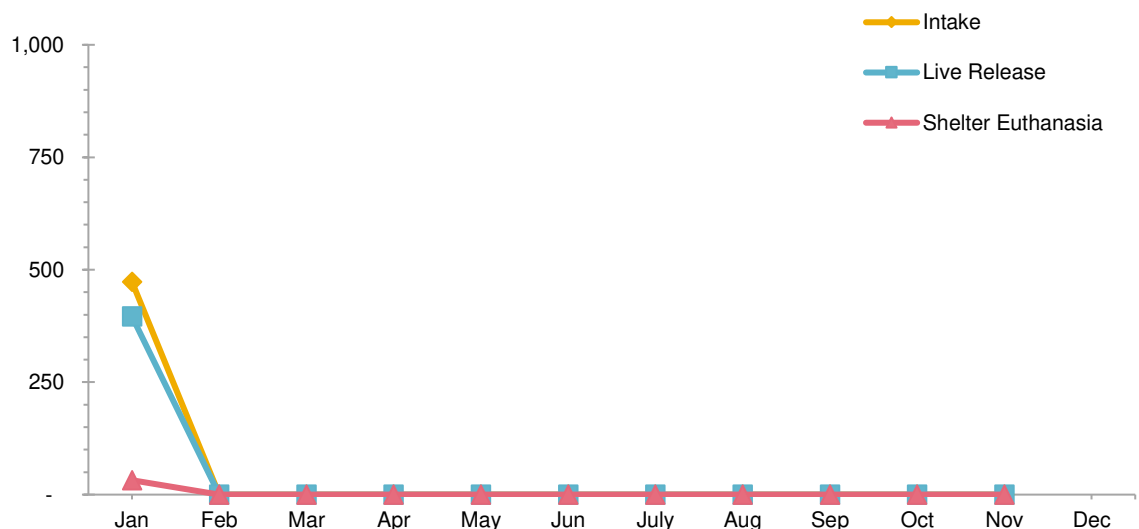
<b>Trap-Neuter-Return Services</b>	140												140
<b>Placed in Foster Care</b>	66												66
<b>Spay/Neuter Surgeries</b>	509												509



# Animal Care & Control Team of Philadelphia

## 2019 Shelter Statistics - Dogs

	Jan	Feb	Mar	Apr	May	Jun	Jul	Aug	Sept	Oct	Nov	Dec	Total
<b>Intake</b>	473												473
Stray	332												332
Surrendered by Owner	119												119
Returns	17												17
Transferred In	5												5
<b>Live Release</b>	396												396
Adopted	100												100
Returned to Owner	67												67
Transferred to Rescue	229												229
Released	-												-
<b>Non-Live Outcomes</b>	56												56
Shelter Euthanasia	32												32
Owner Intended Euthanasia	23												23
Died	1												1
Missing	-												-
<b>Asilomar Live Release Rate</b>	92%												92%
Live Release Rate = Live Release / (All Outcomes - Owner Intended Euthanasia)													
<b>ASPCA Live Release Rate</b>	84%												84%
Live Release Rate = Live Release / Intake													
<b>ACCT Live Release Rate</b>	88%												88%
Live Release Rate = Live Release / (Live Release + Total Euthanized)													
<b>BFAS Save Rate</b>	93%												93%
Best Friends Animal Society Save Rate = (Intake - Non-Live Outcomes) / (Intake - Owner Intended Euthanasia)													
<b>Placed in Foster Care</b>	19												19
<b>Spay/Neuter Surgeries</b>	173												173



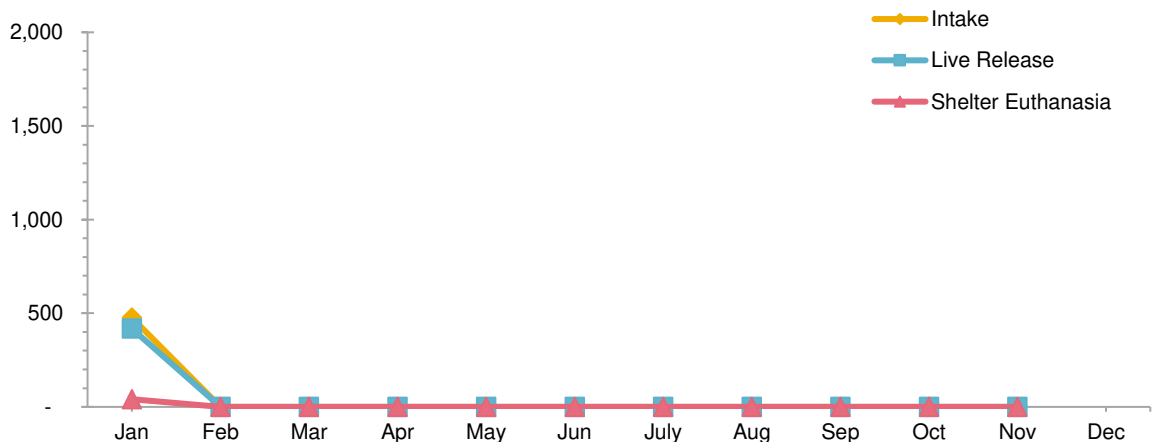
\* Dog foster numbers were lower in April and May due to a suspension of the Lichter program and fast tracking dogs to the Everyday Adoption Center. The Lichter program resumed June 1.

# Animal Care & Control Team of Philadelphia 2019 Shelter Statistics - Cats

	Jan	Feb	Mar	Apr	May	Jun	Jul	Aug	Sept	Oct	Nov	Dec	Total
<b>Intake</b>	476												476
Stray	322												322
Surrendered by Owner	130												130
Returns	20												20
Transferred In	4												4
<b>Live Release</b>	418												418
Adopted	223												223
Returned to Owner	6												6
Transferred to Rescue	126												126
Released	63												63
<b>Non-Live Outcomes</b>	74												74
Shelter Euthanasia	41												41
Owner Intended Euthanasia	25												25
Died	5												5
Missing	3												3

<b>Asilomar Live Release Rate</b>	90%												90%
Live Release Rate = Live Release / (All Outcomes - Owner Intended Euthanasia)													
<b>ASPCA Live Release Rate</b>	88%												88%
Live Release Rate = Live Release / Intake													
<b>ACCT Live Release Rate</b>	86%												86%
Live Release Rate = Live Release / (Live Release + Total Euthanized)													
<b>BFAS Save Rate</b>	89%												89%
Best Friends Animal Society Save Rate = (Intake - Non-Live Outcomes) / (Intake - Owner Intended Euthanasia)													

<b>Trap-Neuter-Return Services</b>	140												140
<b>Shelter-Neuter-Return Services</b>	63												63
<b>Placed in Foster Care</b>	47												47
<b>Spay/Neuter Surgeries</b>	336												336



# Animal Care & Control Team of Philadelphia 2019 Shelter Statistics - Small Animals & Wildlife

	Jan	Feb	Mar	Apr	May	Jun	Jul	Aug	Sept	Oct	Nov	Dec	Total
<b>Intake</b>	103												103
Stray/Wildlife	50												50
Surrendered by Owner	51												51
Returns	-												-
Transferred In	2												2
<b>Live Release</b>	72												72
Adopted	-												-
Returned to Owner	-												-
Transferred to Rescue	71												71
Released	1												1
<b>Non-Live Outcomes</b>	9												9
Shelter Euthanasia	7												7
Owner Intended Euthanasia	1												1
Died	1												1
Missing	-												-
RVS Required Euthanasia*	19												19

\*Pennsylvania law requires ACCT Philly to euthanize "rabies vector species" (RVS) which include raccoons, skunks, foxes, bats, coyotes, groundhogs, and other species designated by the Pennsylvania Game Commission.

<b>Asilomar Live Release Rate</b>	90%												90%
Live Release Rate = Live Release / (All Outcomes - Owner Intended Euthanasia)													
<b>ASPCA Live Release Rate</b>	70%												70%
Live Release Rate = Live Release / Intake													
<b>ACCT Live Release Rate</b>	90%												90%
Live Release Rate = Live Release / (Live Release + Total Euthanized)													
<b>BFAS Save Rate</b>	92%												92%
Best Friends Animal Society Save Rate = (Intake - Non-Live Outcomes) / (Intake - Owner Intended Euthanasia)													

<b>Placed in Foster Care</b>	-	-	-	-	-	-	-	-	-	-	-	-	-
------------------------------	---	---	---	---	---	---	---	---	---	---	---	---	---

