

# Animal Care & Control Team of Philadelphia 2016 Shelter Statistics - All Animals

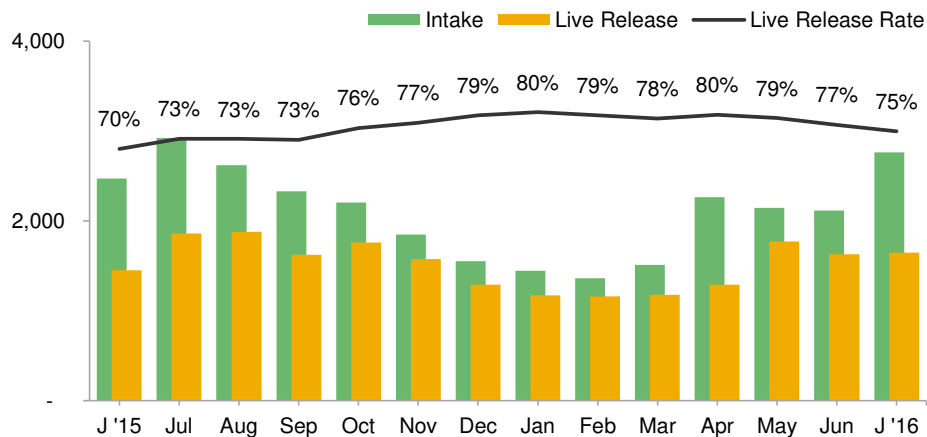
	Jan	Feb	Mar	Apr	May	Jun	Jul	Aug	Sept	Oct	Nov	Dec	Total
Intake	1,446	1,361	1,509	2,268	2,145	2,119	2,763	-	-	-	-	-	13,326
Stray	876	756	847	1,118	1,445	1,415	1,659						8,032
Surrendered by Owner	562	597	641	1,141	680	670	1,096						5,186
Transferred In	8	8	21	9	20	34	8						108
Live Release	1,173	1,161	1,177	1,292	1,772	1,631	1,648	-	-	-	-	-	9,854
Adopted	564	505	466	502	446	746	731						3,960
Returned to Owner	90	66	97	125	93	93	116						680
Transferred to Rescue	438	513	548	601	1,135	707	637						4,579
Released	81	77	66	64	98	85	164						635
Non-Live Outcomes	311	324	354	432	608	600	613	-	-	-	-	-	3,242
Shelter Euthanasia	246	245	286	299	441	454	499						2,470
Owner Intended Euthanasia	42	57	37	33	40	41	45						295
Died	18	10	17	42	57	65	54						263
Missing	5	12	14	58	70	40	15						214

Live Release Rate	80%	79%	78%	80%	79%	77%	75%						78%
Live Release Rate = Live Release / (Live Release + Total Euthanized)													

The June Live Release Rate does not include 105 animals that died or were lost in care, or 205 animals that were dead on arrival.

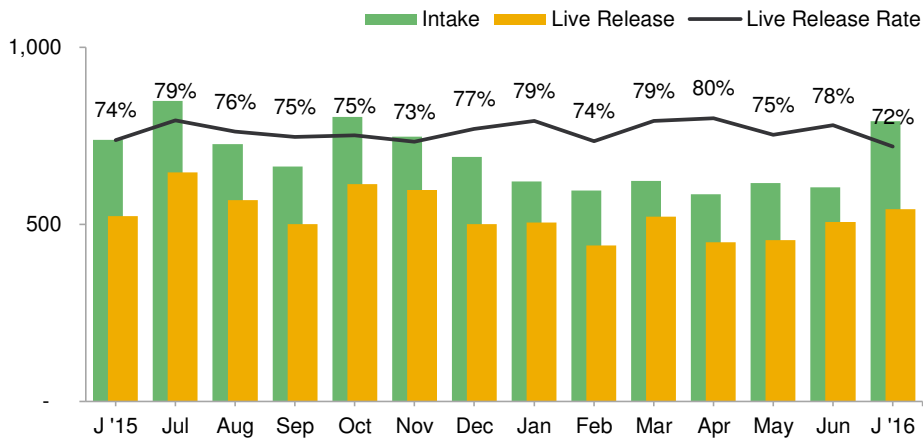
BFAS Save Rate	81%	80%	78%	82%	73%	73%	79%						77%
Best Friends Animal Society Save Rate = (Intake - Non-Live Outcomes) / (Intake - Owner Intended Euthanasia)													

Month End Animal Count	1,772	1,650	1,628	2,169	1,935	1,823	2,026						n/a
Placed in Foster Care	132	96	123	280	367	329	461						1,788
Spay/Neuter Surgeries	537	514	545	547	590	797	766						4,296



# Animal Care & Control Team of Philadelphia 2016 Shelter Statistics - Dogs

	Jan	Feb	Mar	Apr	May	Jun	Jul	Aug	Sept	Oct	Nov	Dec	Total
<b>Intake</b>	622	595	623	585	617	604	792	-	-	-	-	-	4,438
Stray	320	297	327	324	328	332	419						2,347
Surrendered by Owner	298	293	289	254	282	269	369						2,054
Transferred In	4	5	7	7	7	3	4						37
<b>Live Release</b>	505	441	522	449	455	506	543	-	-	-	-	-	3,421
Adopted	173	142	174	148	133	181	197						1,148
Returned to Owner	77	54	88	108	84	74	94						579
Transferred to Rescue	255	245	260	193	238	251	252						1,694
Released	n/a	n/a	n/a	n/a	n/a	n/a	n/a	n/a	n/a	n/a	n/a	n/a	n/a
<b>Non-Live Outcomes</b>	133	169	138	114	155	145	216	-	-	-	-	-	1,070
Shelter Euthanasia	104	123	117	91	125	121	185						866
Owner Intended Euthanasia	28	36	20	21	24	22	23						174
Died	1	5	1	-	1	2	5						15
Missing	-	5	-	2	5	-	3						15
<b>Live Release Rate</b>	79%	74%	79%	80%	75%	78%	72%						77%
Live Release Rate = Live Release / (Live Release + Total Euthanized)													
The June Live Release Rate does not include 8 animals that died or was lost in care, or 73 animals that were dead on arrival.													
<b>BFAS Save Rate</b>	82%	76%	80%	84%	78%	79%	75%						79%
Best Friends Animal Society Save Rate = (Intake - Non-Live Outcomes) / (Intake - Owner Intended Euthanasia)													
<b>Month End Animal Count</b>	222	206	170	192	200	154	194						n/a
<b>Placed in Foster Care</b>	35	23	17	19	15	16	24						149
<b>Spay/Neuter Surgeries</b>	140	166	168	170	124	156	151						1,075



## Animal Care & Control Team of Philadelphia 2016 Shelter Statistics - Cats

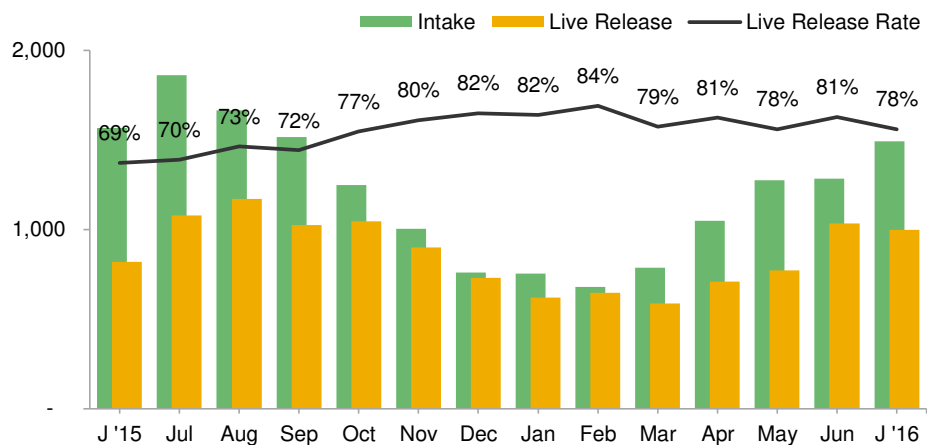
	Jan	Feb	Mar	Apr	May	Jun	Jul	Aug	Sept	Oct	Nov	Dec	Total
<b>Intake</b>	753	679	787	1,048	1,274	1,285	1,491	-	-	-	-	-	7,317
Stray	507	407	447	674	903	873	981						4,792
Surrendered by Owner	242	269	326	372	360	383	506						2,458
Transferred In	4	3	14	2	11	29	4						67
<b>Live Release</b>	619	646	587	710	771	1,033	998	-	-	-	-	-	5,364
Adopted	387	360	291	353	309	562	526						2,788
Returned to Owner	13	12	8	17	9	19	22						100
Transferred to Rescue	147	212	235	285	372	382	350						1,983
Released	72	62	53	55	81	70	100						493
<b>Non-Live Outcomes</b>	157	131	184	256	312	314	342	-	-	-	-	-	1,696
Shelter Euthanasia	123	98	142	153	203	217	261						1,197
Owner Intended Euthanasia	13	21	17	11	15	19	22						118
Died	17	5	13	40	52	61	47						235
Missing	4	7	12	52	42	17	12						146

<b>Live Release Rate</b>	82%	84%	79%	81%	78%	81%	78%						80%
Live Release Rate = Live Release / (Live Release + Total Euthanized)													

The June Live Release Rate does not include 59 animals that died or were lost in care, or 75 animals that were dead on arrival.

<b>BFAS Save Rate</b>	81%	83%	78%	76%	76%	77%	78%						78%
Best Friends Animal Society Save Rate = (Intake - Non-Live Outcomes) / (Intake - Owner Intended Euthanasia)													

<b>Month End Animal Count</b>	1,538	1,443	1,458	1,537	1,728	1,665	1,827						n/a
<b>Placed in Foster Care</b>	97	73	106	261	348	313	437						1,635
<b>Spay/Neuter Surgeries</b>	397	348	377	377	466	641	615						3,221



## Animal Care & Control Team of Philadelphia 2016 Shelter Statistics - Small Animals & Wildlife

	Jan	Feb	Mar	Apr	May	Jun	Jul	Aug	Sept	Oct	Nov	Dec	Total
<b>Intake</b>	71	87	99	635	254	230	195	-	-	-	-	-	1,571
Stray or Wildlife	49	52	73	120	214	210	175						893
Surrendered by Owner	22	35	26	515	38	18	20						674
Transferred In	-	-	-	-	2	2	-						4
<b>Live Release</b>	49	74	68	133	546	92	107	-	-	-	-	-	1,069
Adopted	4	3	1	1	4	3	8						24
Returned to Owner	-	-	1	-	-	-	-						1
Transferred to Rescue	36	56	53	123	525	74	35						902
Released	9	15	13	9	17	15	64						142
<b>Non-Live Outcomes</b>	21	24	32	62	141	141	55	-	-	-	-	-	476
Shelter Euthanasia	19	24	27	55	113	116	53						407
Owner Intended Euthanasia	1	-	-	1	1	-	-						3
Died	-	-	3	2	4	2	2						13
Missing	1	-	2	4	23	23	-						53

<b>Live Release Rate</b>	71%	76%	72%	70%	83%	44%	67%						72%
--------------------------	-----	-----	-----	-----	-----	-----	-----	--	--	--	--	--	-----

Live Release Rate = Live Release / (Live Release + Total Euthanized)

The June Live Release Rate does not include 25 animals that died or were lost in care, or 39 animals that were dead on arrival.

<b>BFAS Save Rate</b>	71%	72%	68%	90%	45%	39%	72%						70%
-----------------------	-----	-----	-----	-----	-----	-----	-----	--	--	--	--	--	-----

Best Friends Animal Society Save Rate = (Intake - Non-Live Outcomes) / (Intake - Owner Intended Euthanasia)

<b>Month End Animal Count</b>	12	1	-	440	7	4	5						n/a
<b>Placed in Foster Care</b>	-	-	-	-	4	-	-						4
<b>Spay/Neuter Surgeries</b>	-	-	-	-	-	-	-						-

