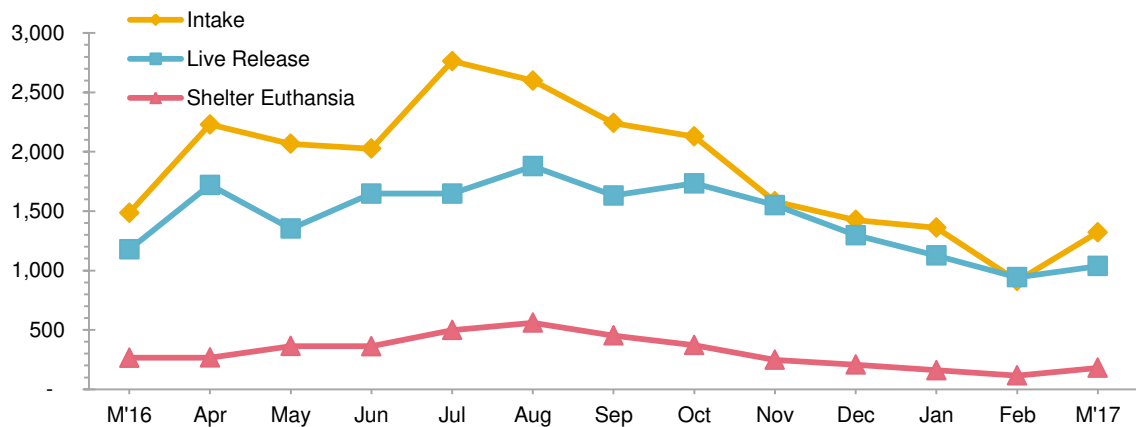


Animal Care & Control Team of Philadelphia 2017 Shelter Statistics - All Animals

	Jan	Feb	Mar	Apr	May	Jun	Jul	Aug	Sept	Oct	Nov	Dec	Total
Intake	1,360	912	1,322	-	-	-	-	-	-	-	-	-	3,594
Stray	720	488	765										1,973
Surrendered by Owner	572	376	496										1,444
Returns	62	42	59										163
Transferred In	6	6	2										14
Live Release	1,126	943	1,037	-	-	-	-	-	-	-	-	-	3,106
Adopted	516	430	407										1,353
Returned to Owner	98	70	81										249
Transferred to Rescue	454	377	496										1,327
Released	58	66	53										177
Non-Live Outcomes	258	197	261										716
Shelter Euthanasia	160	116	180										456
Owner Intended Euthanasia	91	71	68										230
Died	3	8	11										22
Missing	4	2	2										8

Asilomar Live Release Rate	87%	88%	84%										86%
Live Release Rate = Live Release / (All Outcomes - Owner Intended Euthanasia)													
ASPCA Live Release Rate	83%	103%	78%										86%
Live Release Rate = Live Release / Intake													
ACCT Live Release Rate	82%	83%	81%										82%
Live Release Rate = Live Release / (Live Release + Total Euthanized)													
BFAS Save Rate	87%	85%	85%										86%
Best Friends Animal Society Save Rate = (Intake - Non-Live Outcomes) / (Intake - Owner Intended Euthanasia)													

Trap-Neuter-Return Services	150	262	248	-	-	-	-	-	-	-	-	-	150
Placed in Foster Care	85	93	99	-	-	-	-	-	-	-	-	-	277
Spay/Neuter Surgeries	514	542	583	-	-	-	-	-	-	-	-	-	1,639



Animal Care & Control Team of Philadelphia 2017 Shelter Statistics - Dogs

	Jan	Feb	Mar	Apr	May	Jun	Jul	Aug	Sept	Oct	Nov	Dec	Total
Intake	671	446	538	-	-	-	-	-	-	-	-	-	1,655
Stray	375	264	293										932
Surrendered by Owner	262	164	220										646
Returns	30	14	24										68
Transferred In	4	4	1										9
Live Release	522	402	434	-	-	-	-	-	-	-	-	-	1,358
Adopted	143	126	107										376
Returned to Owner	91	58	71										220
Transferred to Rescue	288	218	256										762
Released	-	-	-										-
Non-Live Outcomes	141	84	106										331
Shelter Euthanasia	88	48	71										207
Owner Intended Euthanasia	50	32	35										117
Died	1	3	-										4
Missing	2	1	-										3

Asilomar Live Release Rate	85%	89%	86%										86%
-----------------------------------	-----	-----	-----	--	--	--	--	--	--	--	--	--	-----

Live Release Rate = Live Release / (All Outcomes - Owner Intended Euthanasia)

ASPCA Live Release Rate	78%	90%	81%										82%
--------------------------------	-----	-----	-----	--	--	--	--	--	--	--	--	--	-----

Live Release Rate = Live Release / Intake

ACCT Live Release Rate	79%	83%	80%										81%
-------------------------------	-----	-----	-----	--	--	--	--	--	--	--	--	--	-----

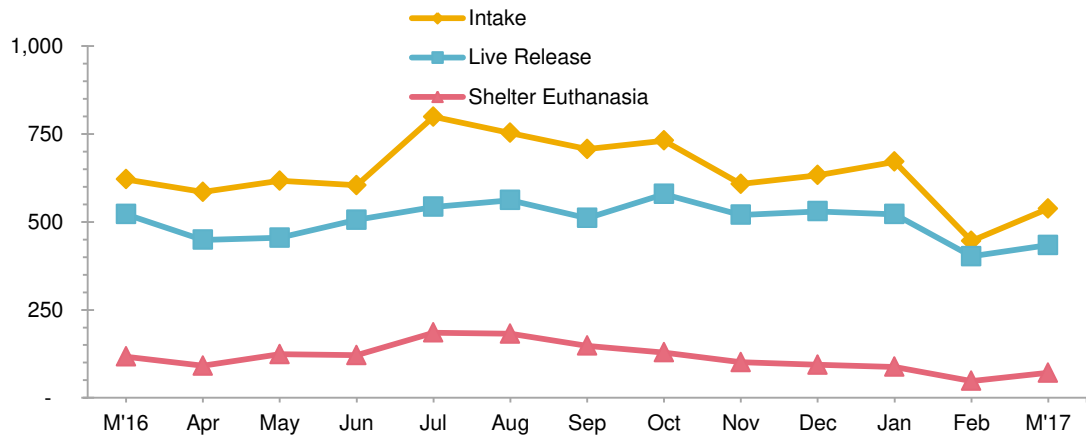
Live Release Rate = Live Release / (Live Release + Total Euthanized)

BFAS Save Rate	85%	87%	86%										86%
-----------------------	-----	-----	-----	--	--	--	--	--	--	--	--	--	-----

Best Friends Animal Society Save Rate = (Intake - Non-Live Outcomes) / (Intake - Owner Intended Euthanasia)

Placed in Foster Care	15	28	32										75
------------------------------	----	----	----	--	--	--	--	--	--	--	--	--	----

Spay/Neuter Surgeries	141	113	132										386
------------------------------	-----	-----	-----	--	--	--	--	--	--	--	--	--	-----

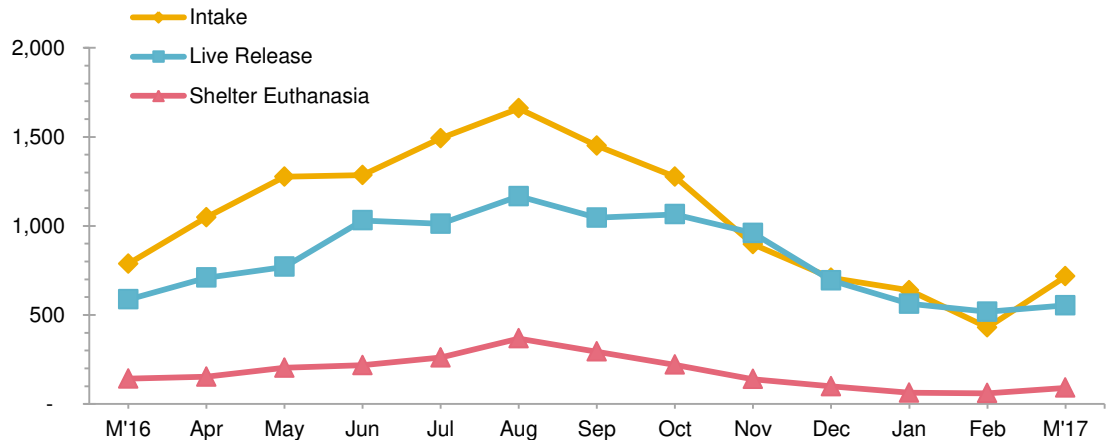


Animal Care & Control Team of Philadelphia 2017 Shelter Statistics - Cats

	Jan	Feb	Mar	Apr	May	Jun	Jul	Aug	Sept	Oct	Nov	Dec	Total
Intake	638	430	716	-	-	-	-	-	-	-	-	-	1,784
Stray	314	203	424										941
Surrendered by Owner	292	197	256										745
Returns	30	28	35										93
Transferred In	2	2	1										5
Live Release	563	518	554	-	-	-	-	-	-	-	-	-	1,635
Adopted	373	302	298										973
Returned to Owner	7	12	8										27
Transferred to Rescue	131	138	213										482
Released	52	66	35										153
Non-Live Outcomes	108	103	132	-	-	-	-	-	-	-	-	-	343
Shelter Euthanasia	63	60	91										214
Owner Intended Euthanasia	41	38	32										111
Died	2	4	9										15
Missing	2	1	-										3

Asilomar Live Release Rate	89%	89%	85%										88%
Live Release Rate = Live Release / (All Outcomes - Owner Intended Euthanasia)													
ASPCA Live Release Rate	88%	120%	77%										92%
Live Release Rate = Live Release / Intake													
ACCT Live Release Rate	84%	84%	82%										83%
Live Release Rate = Live Release / (Live Release + Total Euthanized)													
BFAS Save Rate	89%	83%	85%										86%
Best Friends Animal Society Save Rate = (Intake - Non-Live Outcomes) / (Intake - Owner Intended Euthanasia)													

Trap-Neuter-Return Services	150	262	248	-	-	-	-	-	-	-	-	-	660
Placed in Foster Care	68	65	67	-	-	-	-	-	-	-	-	-	200
Spay/Neuter Surgeries	373	429	451	-	-	-	-	-	-	-	-	-	1,253



Animal Care & Control Team of Philadelphia 2017 Shelter Statistics - Small Animals & Wildlife

	Jan	Feb	Mar	Apr	May	Jun	Jul	Aug	Sept	Oct	Nov	Dec	Total
Intake	51	36	68	-	-	-	-	-	-	-	-	-	155
Stray/Wildlife	31	21	48										100
Surrendered by Owner	18	15	20										53
Returns	2	-	-										2
Transferred In	-	-	-										-
Live Release	41	23	49	-	-	-	-	-	-	-	-	-	113
Adopted	-	2	2										4
Returned to Owner	-	-	2										2
Transferred to Rescue	35	21	27										83
Released	6	-	18										24
Non-Live Outcomes	9	10	23	-	-	-	-	-	-	-	-	-	42
Shelter Euthanasia	9	8	18										35
Owner Intended Euthanasia	-	1	1										2
Died	-	1	2										3
Missing	-	-	2										2
RVS Required Euthanasia*	20	25	18										63

*Pennsylvania law requires ACCT Philly to euthanize "rabies vector species" (RVS) which include raccoons, skunks, foxes, bats, coyotes, groundhogs, and other species designated by the Pennsylvania Game Commission.

Asilomar Live Release Rate	82%	72%	69%										74%
Live Release Rate = Live Release / (All Outcomes - Owner Intended Euthanasia)													
ASPCA Live Release Rate	80%	64%	72%										73%
Live Release Rate = Live Release / Intake													
ACCT Live Release Rate	82%	72%	72%										75%
Live Release Rate = Live Release / (Live Release + Total Euthanized)													
BFAS Save Rate	82%	74%	67%										74%
Best Friends Animal Society Save Rate = (Intake - Non-Live Outcomes) / (Intake - Owner Intended Euthanasia)													

Placed in Foster Care	2	-	-	-	-	-	-	-	-	-	-	-	2
------------------------------	---	---	---	---	---	---	---	---	---	---	---	---	---

