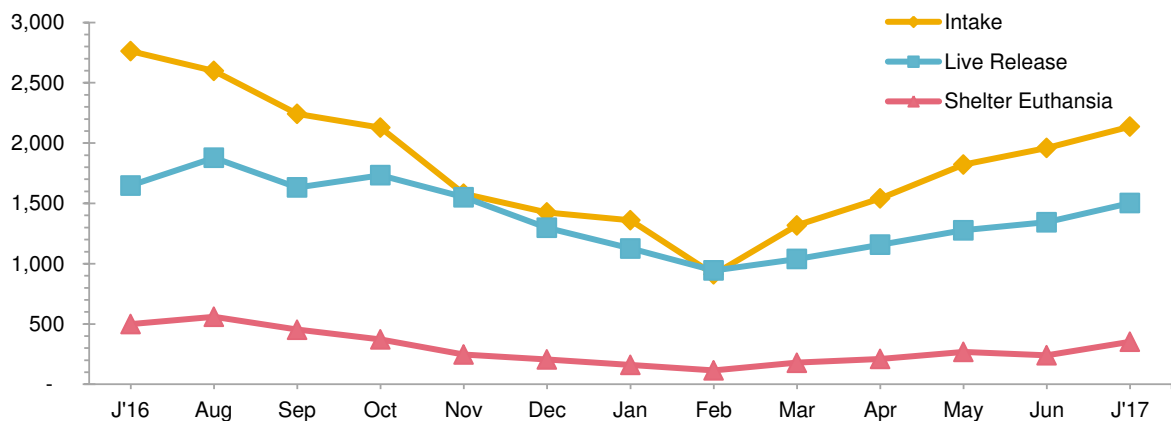


# Animal Care & Control Team of Philadelphia 2017 Shelter Statistics - All Animals

	Jan	Feb	Mar	Apr	May	Jun	Jul	Aug	Sept	Oct	Nov	Dec	Total
<b>Intake</b>	1,360	912	1,318	1,542	1,821	1,959	2,137	-	-	-	-	-	11,049
Stray	720	488	761	976	1,234	1,271	1,511						6,961
Surrendered by Owner	572	376	496	501	531	630	557						3,663
Returns	62	42	59	62	54	56	66						401
Transferred In	6	6	2	3	2	2	3						24
<b>Live Release</b>	1,126	943	1,039	1,158	1,277	1,344	1,502	-	-	-	-	-	8,389
Adopted	516	430	407	398	355	574	522						3,202
Returned to Owner	98	70	81	105	82	65	76						577
Transferred to Rescue	454	377	503	581	653	561	702						3,831
Released	58	66	48	74	187	144	202						779
<b>Non-Live Outcomes</b>	258	197	258	288	397	366	497						2,261
Shelter Euthanasia	160	116	179	211	269	241	353						1,529
Owner Intended Euthanasia	91	71	68	60	68	75	73						506
Died	3	8	11	14	51	47	63						197
Missing	4	2	-	3	9	3	8						29

<b>Asilomar Live Release Rate</b>	87%	88%	85%	84%	80%	82%	78%						83%
Live Release Rate = Live Release / (All Outcomes - Owner Intended Euthanasia)													
<b>ASPCA Live Release Rate</b>	83%	103%	79%	75%	70%	69%	70%						76%
Live Release Rate = Live Release / Intake													
<b>ACCT Live Release Rate</b>	82%	83%	81%	81%	79%	81%	78%						80%
Live Release Rate = Live Release / (Live Release + Total Euthanized)													
<b>BFAS Save Rate</b>	87%	85%	85%	85%	81%	85%	79%						83%
Best Friends Animal Society Save Rate = (Intake - Non-Live Outcomes) / (Intake - Owner Intended Euthanasia)													

<b>Trap-Neuter-Return Services</b>	150	262	192	212	245	282	299	-	-	-	-	-	1,642
<b>Placed in Foster Care</b>	85	93	99	166	279	355	343	-	-	-	-	-	1,420
<b>Spay/Neuter Surgeries</b>	514	542	583	549	621	788	854	-	-	-	-	-	4,451



# Animal Care & Control Team of Philadelphia 2017 Shelter Statistics - Dogs

	Jan	Feb	Mar	Apr	May	Jun	Jul	Aug	Sept	Oct	Nov	Dec	Total
<b>Intake</b>	671	446	538	551	522	560	579	-			-	-	3,867
Stray	375	264	293	297	290	310	337						2,166
Surrendered by Owner	262	164	220	232	209	224	216						1,527
Returns	30	14	24	20	22	24	24						158
Transferred In	4	4	1	2	1	2	2						16

<b>Live Release</b>	522	402	434	405	418	443	488	-	-	-	-	-	3,112
Adopted	143	126	107	98	115	144	148						881
Returned to Owner	91	58	71	88	70	50	60						488
Transferred to Rescue	288	218	256	219	233	249	280						1,743
Released	-	-	-	-	-	-	-						-

<b>Non-Live Outcomes</b>	141	84	106	110	111	102	114	-	-	-	-	-	768
Shelter Euthanasia	88	48	71	76	88	64	83						518
Owner Intended Euthanasia	50	32	35	34	22	35	28						236
Died	1	3	-	-	1	3	3						11
Missing	2	1	-	-	-	-	-						3

<b>Asilomar Live Release Rate</b>	85%	89%	86%	84%	82%	87%	85%						85%
-----------------------------------	-----	-----	-----	-----	-----	-----	-----	--	--	--	--	--	-----

Live Release Rate = Live Release / (All Outcomes - Owner Intended Euthanasia)

<b>ASPCA Live Release Rate</b>	78%	90%	81%	74%	80%	79%	84%						80%
--------------------------------	-----	-----	-----	-----	-----	-----	-----	--	--	--	--	--	-----

Live Release Rate = Live Release / Intake

<b>ACCT Live Release Rate</b>	79%	83%	80%	79%	79%	82%	81%						80%
-------------------------------	-----	-----	-----	-----	-----	-----	-----	--	--	--	--	--	-----

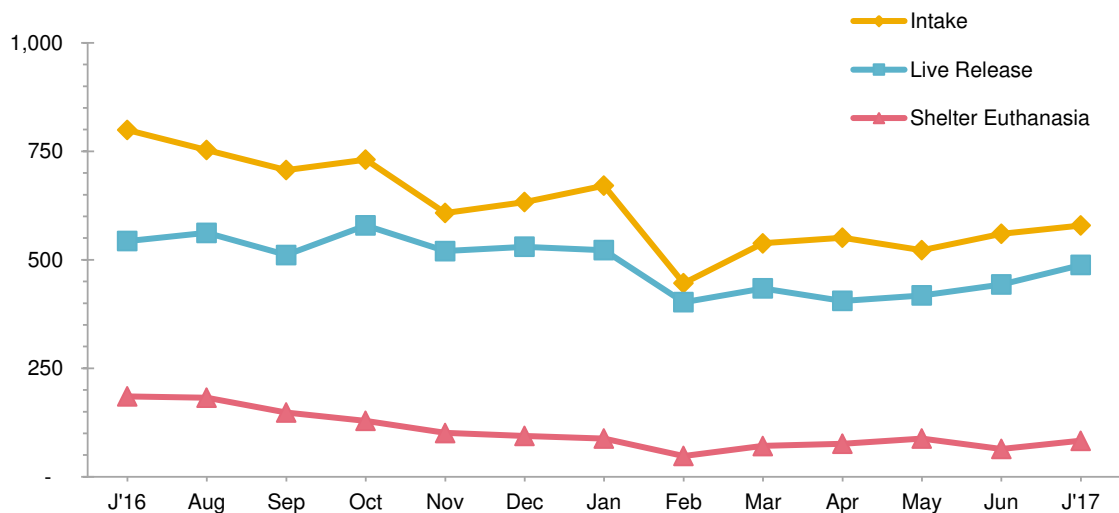
Live Release Rate = Live Release / (Live Release + Total Euthanized)

<b>BFAS Save Rate</b>	85%	87%	86%	85%	82%	87%	84%						85%
-----------------------	-----	-----	-----	-----	-----	-----	-----	--	--	--	--	--	-----

Best Friends Animal Society Save Rate = (Intake - Non-Live Outcomes) / (Intake - Owner Intended Euthanasia)

<b>Placed in Foster Care</b>	15	28	32	9	4*	10	12						106
------------------------------	----	----	----	---	----	----	----	--	--	--	--	--	-----

<b>Spay/Neuter Surgeries</b>	141	113	132	130	167	127	147						957
------------------------------	-----	-----	-----	-----	-----	-----	-----	--	--	--	--	--	-----



\* Dog foster numbers were lower in April and May due to a suspension of the Lichter program and fast tracking dogs to the Everyday Adoption Center. The Lichter program resumed June 1.

# Animal Care & Control Team of Philadelphia 2017 Shelter Statistics - Cats

	Jan	Feb	Mar	Apr	May	Jun	Jul	Aug	Sept	Oct	Nov	Dec	Total
<b>Intake</b>	638	430	716	838	1,109	1,250	1,424	-	-	-	-	-	6,405
Stray	314	203	424	537	794	850	1,070						4,192
Surrendered by Owner	292	197	256	258	282	368	311						1,964
Returns	30	28	35	42	32	32	42						241
Transferred In	2	2	1	1	1	-	1	-					8
<b>Live Release</b>	563	518	554	673	705	807	933	-	-	-	-	-	4,753
Adopted	373	302	298	300	240	430	374						2,317
Returned to Owner	7	12	8	17	12	15	15						86
Transferred to Rescue	131	138	213	302	328	223	362						1,697
Released	52	66	35	54	125	139	182						653
<b>Non-Live Outcomes</b>	108	103	132	125	231	225	337	-	-	-	-	-	1,261
Shelter Euthanasia	63	60	91	85	145	140	234						818
Owner Intended Euthanasia	41	38	32	25	46	40	45						267
Died	2	4	9	13	34	42	54						158
Missing	2	1	-	2	6	3	4						18

<b>Asilomar Live Release Rate</b>	89%	89%	85%	87%	79%	81%	76%						83%
-----------------------------------	-----	-----	-----	-----	-----	-----	-----	--	--	--	--	--	-----

Live Release Rate = Live Release / (All Outcomes - Owner Intended Euthanasia)

<b>ASPCA Live Release Rate</b>	88%	120%	77%	80%	64%	65%	66%						74%
--------------------------------	-----	------	-----	-----	-----	-----	-----	--	--	--	--	--	-----

Live Release Rate = Live Release / Intake

<b>ACCT Live Release Rate</b>	84%	84%	82%	86%	79%	82%	77%						81%
-------------------------------	-----	-----	-----	-----	-----	-----	-----	--	--	--	--	--	-----

Live Release Rate = Live Release / (Live Release + Total Euthanized)

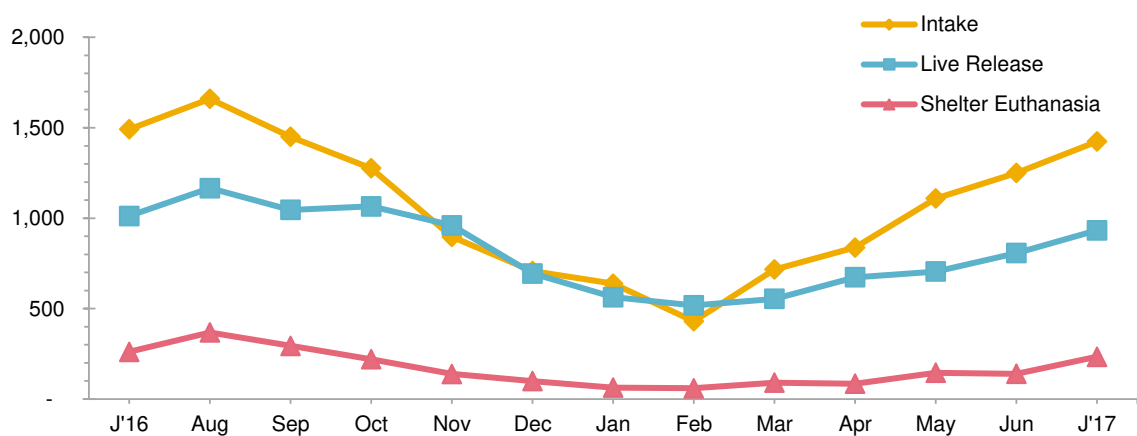
<b>BFAS Save Rate</b>	89%	83%	85%	88%	83%	85%	79%						84%
-----------------------	-----	-----	-----	-----	-----	-----	-----	--	--	--	--	--	-----

Best Friends Animal Society Save Rate = (Intake - Non-Live Outcomes) / (Intake - Owner Intended Euthanasia)

<b>Trap-Neuter-Return Services</b>	150	262	192	212	245	282	299	-	-	-	-	-	1,642
------------------------------------	-----	-----	-----	-----	-----	-----	-----	---	---	---	---	---	-------

<b>Placed in Foster Care</b>	68	65	67	157	275	345	331	-	-	-	-	-	1,308
------------------------------	----	----	----	-----	-----	-----	-----	---	---	---	---	---	-------

<b>Spay/Neuter Surgeries</b>	373	429	451	419	454	661	707	-	-	-	-	-	3,494
------------------------------	-----	-----	-----	-----	-----	-----	-----	---	---	---	---	---	-------



# Animal Care & Control Team of Philadelphia 2017 Shelter Statistics - Small Animals & Wildlife

	Jan	Feb	Mar	Apr	May	Jun	Jul	Aug	Sept	Oct	Nov	Dec	Total
<b>Intake</b>	51	36	64	153	190	149	134	-	-	-	-	-	777
Stray/Wildlife	31	21	44	142	150	111	104						603
Surrendered by Owner	18	15	20	11	40	38	30						172
Returns	2	-	-	-	-	-	-						2
Transferred In	-	-	-	-	-	-	-						-
<b>Live Release</b>	41	23	51	80	154	94	81	-	-	-	-	-	524
Adopted	-	2	2	-	-	-	-						4
Returned to Owner	-	-	2	-	-	-	1						3
Transferred to Rescue	35	21	34	60	92	89	60						391
Released	6	-	13	20	62	5	20						126
<b>Non-Live Outcomes</b>	9	10	20	53	55	39	46	-	-	-	-	-	232
Shelter Euthanasia	9	8	17	50	36	37	36						193
Owner Intended Euthanasia	-	1	1	1	-	-	-						3
Died	-	1	2	1	16	2	6						28
Missing	-	-	-	1	3	-	4						8
RVS Required Euthanasia*	20	25	18	18	47	44	42						214

\*Pennsylvania law requires ACCT Philly to euthanize "rabies vector species" (RVS) which include raccoons, skunks, foxes, bats, coyotes, groundhogs, and other species designated by the Pennsylvania Game Commission.

<b>Asilomar Live Release Rate</b>	82%	72%	73%	61%	74%	71%	64%						70%
Live Release Rate = Live Release / (All Outcomes - Owner Intended Euthanasia)													
<b>ASPCA Live Release Rate</b>	80%	64%	80%	52%	81%	63%	60%						67%
Live Release Rate = Live Release / Intake													
<b>ACCT Live Release Rate</b>	82%	72%	74%	61%	81%	72%	69%						73%
Live Release Rate = Live Release / (Live Release + Total Euthanized)													
<b>BFAS Save Rate</b>	82%	74%	70%	66%	71%	74%	66%						70%
Best Friends Animal Society Save Rate = (Intake - Non-Live Outcomes) / (Intake - Owner Intended Euthanasia)													

<b>Placed in Foster Care</b>	2	-	-	-	-	-	-	-	-	-	-	-	2
------------------------------	---	---	---	---	---	---	---	---	---	---	---	---	---

