

Animal Care & Control Team of Philadelphia 2016 Shelter Statistics - All Animals

	Jan	Feb	Mar	Apr	May	Jun	Jul	Aug	Sept	Oct	Nov	Dec	Total
Intake	1,377	1,280	1,417	2,164	2,001	2,045	2,316	2,485	2,155	2,035	1,497	1,350	22,122
Stray	861	740	825	1,080	1,364	1,411	1,515	1,647	1,409	1,349	992	829	14,022
Surrendered by Owner	508	532	571	1,075	617	600	793	826	720	677	499	518	7,936
Returned	54	65	69	66	65	70	107	105	87	93	84	75	940
Transferred In	8	8	21	9	20	34	8	12	26	9	6	3	164
Live Release	1,172	1,163	1,178	1,721	1,353	1,648	1,663	1,884	1,632	1,734	1,551	1,297	17,996
Adopted	564	507	466	502	446	744	749	789	670	798	704	604	7,543
Returned to Owner	89	66	97	125	93	93	116	113	105	132	102	96	1,227
Transferred to Rescue	434	506	541	1,024	693	705	638	735	723	667	649	518	7,833
Released	85	84	74	70	121	106	160	247	134	137	96	79	1,393
Non-Live Outcomes	291	303	328	352	450	470	576	688	585	473	322	264	5,102
Shelter Euthanasia	229	228	265	267	363	362	462	567	453	372	248	207	4,023
Owner Intended Euthanasia	42	57	37	33	40	41	45	54	46	37	36	43	511
Died	14	8	17	40	35	58	54	57	72	53	32	8	448
Missing	6	10	9	12	12	9	15	10	14	11	6	6	120

Asilomar Live Release Rate* 82% 83% 80% 84% 77% 79% 76% 75% 75% 80% 84% 85% 80%

Live Release Rate = Live Release / (All Outcomes - Owner Intended Euthanasia)

ASPCA Live Release Rate 85% 91% 83% 80% 68% 81% 72% 76% 76% 85% 104% 96% 81%

Live Release Rate = Live Release / Intake

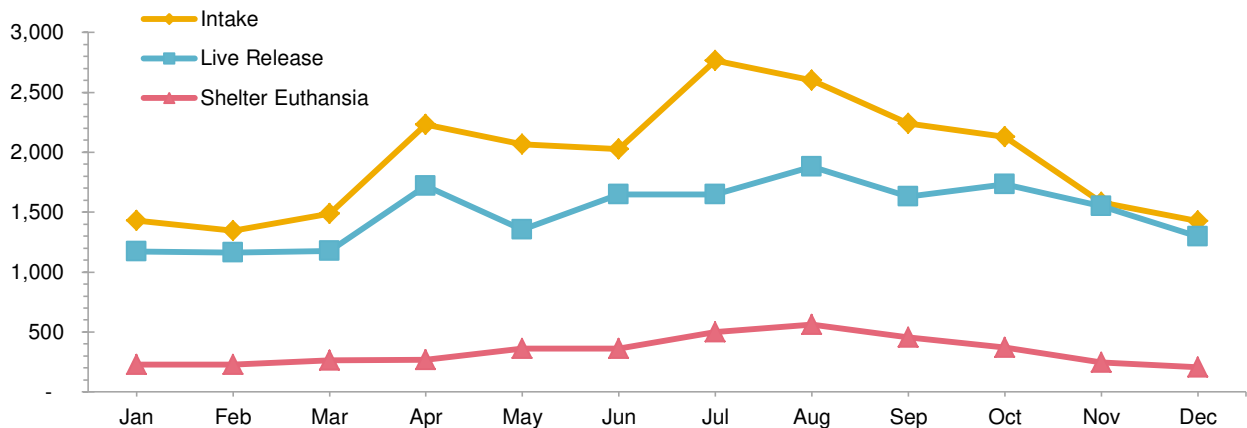
ACCT Live Release Rate 81% 80% 80% 85% 77% 80% 77% 75% 77% 81% 85% 84% 80%

Live Release Rate = Live Release / (Live Release + Total Euthanized)

BFAS Save Rate 81% 80% 79% 85% 79% 79% 77% 74% 74% 78% 80% 83% 79%

Best Friends Animal Society Save Rate = (Intake - Non-Live Outcomes) / (Intake - Owner Intended Euthanasia)

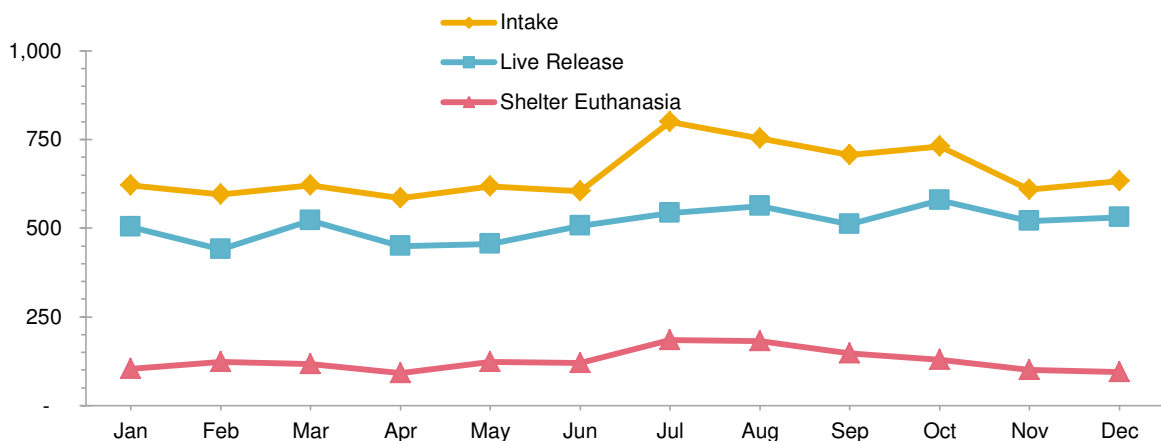
*The Asilomar Live Release Rate is the industry standard.



Animal Care & Control Team of Philadelphia 2016 Shelter Statistics - Dogs

	Jan	Feb	Mar	Apr	May	Jun	Jul	Aug	Sept	Oct	Nov	Dec	Total
Intake	621	595	621	585	617	604	799	753	707	731	608	633	7,874
Stray	319	297	326	324	328	332	421	419	390	413	332	360	4,261
Surrendered by Owner	267	259	254	229	253	239	326	295	271	285	248	238	3,164
Returned	31	34	34	25	29	30	48	35	33	32	28	34	393
Transferred In	4	5	7	7	7	3	4	4	13	1	-	1	56
Live Release	504	441	522	449	455	506	543	562	511	579	520	530	6,122
Adopted	173	142	174	148	133	181	197	185	155	180	158	144	1,970
Returned to Owner	76	54	88	108	84	74	94	93	83	99	64	73	990
Transferred to Rescue	255	245	260	193	238	251	252	284	273	300	298	313	3,162
Released	-	-	-	-	-	-	-	-	-	-	-	-	-
Non-Live Outcomes	133	167	138	114	151	145	216	212	175	156	127	118	1,852
Shelter Euthanasia	104	123	117	91	124	121	185	182	148	129	101	94	1,519
Owner Intended Euthanasia	28	36	20	21	24	22	23	29	26	19	22	21	291
Died	1	5	1	-	1	2	5	1	-	3	2	2	23
Missing	-	3	-	2	2	-	3	-	1	5	2	1	19

Asilomar Live Release Rate	83%	77%	82%	83%	78%	80%	74%	75%	77%	81%	83%	85%	80%
Live Release Rate = Live Release / (All Outcomes - Owner Intended Euthanasia)													
ASPCA Live Release Rate	81%	74%	84%	77%	74%	84%	68%	75%	72%	79%	86%	84%	78%
Live Release Rate = Live Release / Intake													
ACCT Live Release Rate	79%	74%	79%	80%	75%	78%	72%	73%	75%	80%	81%	82%	77%
Live Release Rate = Live Release / (Live Release + Total Euthanized)													
BFAS Save Rate	82%	77%	80%	84%	79%	79%	75%	75%	78%	81%	82%	84%	79%
Best Friends Animal Society Save Rate = (Intake - Non-Live Outcomes) / (Intake - Owner Intended Euthanasia)													



Animal Care & Control Team of Philadelphia 2016 Shelter Statistics - Cats

	Jan	Feb	Mar	Apr	May	Jun	Jul	Aug	Sept	Oct	Nov	Dec	Total
Intake	753	679	787	1,048	1,276	1,285	1,494	1,660	1,450	1,276	897	708	13,313
Stray	507	407	447	674	903	873	984	1,106	952	847	608	411	8,719
Surrendered by Owner	219	238	291	331	326	343	447	478	431	362	229	255	3,950
Returned	23	31	35	41	36	40	59	69	54	59	54	41	542
Transferred In	4	3	14	2	11	29	4	7	13	8	6	1	102
Live Release	619	648	587	709	770	1,031	1,012	1,166	1,046	1,065	960	694	10,307
Adopted	387	362	291	353	309	560	544	592	512	613	543	455	5,521
Returned to Owner	13	12	8	17	9	19	22	19	22	33	38	22	234
Transferred to Rescue	147	212	235	284	371	382	350	365	407	308	304	151	3,516
Released	72	62	53	55	81	70	96	190	105	111	75	66	1,036
Non-Live Outcomes	154	129	180	209	254	296	343	455	399	291	183	132	3,025
Shelter Euthanasia	123	98	142	153	203	218	261	368	294	220	139	99	2,318
Owner Intended Euthanasia	13	21	17	11	15	19	22	25	20	18	14	22	217
Died	13	3	13	38	31	54	48	54	72	47	28	6	407
Missing	5	7	8	7	5	5	12	8	13	6	2	5	83

Asilomar Live Release Rate 81% 86% 78% 78% 76% 79% 76% 73% 73% 80% 85% 86% 79%

Live Release Rate = Live Release / (All Outcomes - Owner Intended Euthanasia)

ASPCA Live Release Rate 82% 95% 75% 68% 60% 80% 68% 70% 72% 83% 107% 98% 77%

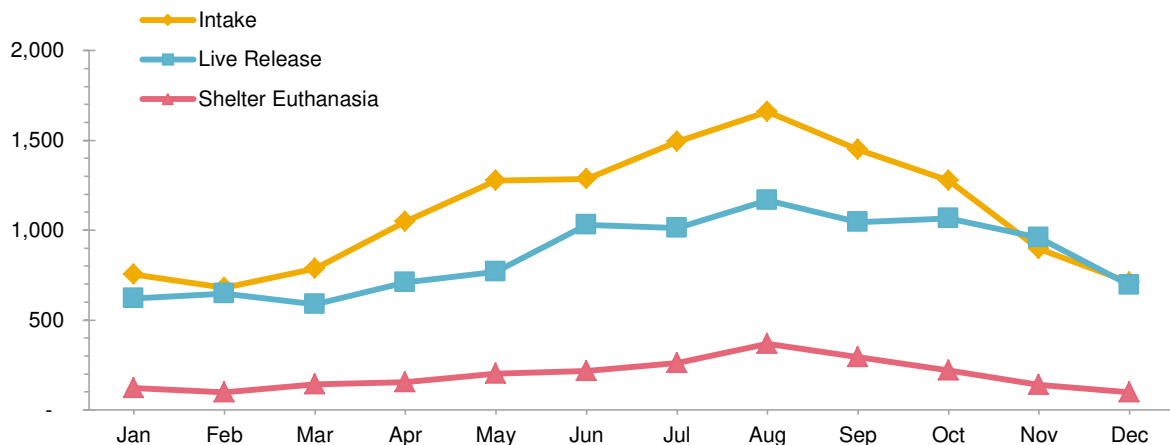
Live Release Rate = Live Release / Intake

ACCT Live Release Rate 82% 84% 79% 81% 78% 81% 78% 75% 77% 82% 86% 85% 80%

Live Release Rate = Live Release / (Live Release + Total Euthanized)

BFAS Save Rate 81% 84% 79% 81% 81% 78% 78% 74% 73% 78% 81% 84% 79%

Best Friends Animal Society Save Rate = (Intake - Non-Live Outcomes) / (Intake - Owner Intended Euthanasia)



Animal Care & Control Team of Philadelphia 2016 Shelter Statistics - Small Animals & Wildlife

	Jan	Feb	Mar	Apr	May	Jun	Jul	Aug	Sept	Oct	Nov	Dec	Total
Intake	57	71	78	597	173	226	130	177	85	121	76	84	1,875
Stray/Wildlife	35	36	52	82	133	206	110	122	67	89	52	58	1,042
Surrendered by Owner	22	35	26	515	38	18	20	53	18	30	22	25	822
Returned	-	-	-	-	-	-	-	1	-	2	2	-	5
Transferred In	-	-	-	-	2	2	-	1	-	-	-	1	6
Live Release	49	74	69	563	128	111	108	156	75	90	71	73	1,567
Adopted	4	3	1	1	4	3	8	12	3	5	3	5	52
Returned to Owner	-	-	1	-	-	-	-	1	-	-	-	1	3
Transferred to Rescue	32	49	46	547	84	72	36	86	43	59	47	54	1,155
Released	13	22	21	15	40	36	64	57	29	26	21	13	357
Non-Live Outcomes	4	7	10	29	45	29	17	21	11	26	12	14	225
Shelter Euthanasia	2	7	6	23	36	23	16	17	11	23	8	14	186
Owner Intended Euthanasia	1	-	-	1	1	-	-	-	-	-	-	-	3
Died	-	-	3	2	3	2	1	2	-	3	2	-	18
Missing	1	-	1	3	5	4	-	2	-	-	2	-	18
RVS Required Euthanasia*	22	16	21	32	77	93	65	68	36	28	16	15	489

*Pennsylvania law requires ACCT Philly to euthanize "rabies vector species" (RVS) which include raccoons, skunks, foxes, bats, coyotes, groundhogs, and other species designated by the Pennsylvania Game Commission.

Asilomar Live Release Rate	94%	91%	87%	95%	74%	79%	86%	88%	87%	78%	86%	84%	88%
Live Release Rate = Live Release / (All Outcomes - Owner Intended Euthanasia)													
ASPCA Live Release Rate	86%	104%	88%	94%	74%	49%	83%	88%	88%	74%	93%	87%	84%
Live Release Rate = Live Release / Intake													
ACCT Live Release Rate	94%	91%	92%	96%	78%	83%	87%	90%	87%	80%	90%	84%	89%
Live Release Rate = Live Release / (Live Release + Total Euthanized)													
BFAS Save Rate	95%	90%	87%	95%	74%	87%	87%	88%	87%	79%	84%	83%	88%
Best Friends Animal Society Save Rate = (Intake - Non-Live Outcomes) / (Intake - Owner Intended Euthanasia)													

