

# Animal Care & Control Team of Philadelphia

## 2016 Shelter Statistics - All Animals

	Jan	Feb	Mar	Apr	May	Jun	Jul	Aug	Sept	Oct	Nov	Dec	Total
<b>Intake</b>	1,446	1,361	-	-	-	-	-	-	-	-	-	-	2,807
Stray	876	756											1,632
Surrendered by Owner	562	597											1,159
Transferred In	8	8											16
<b>Live Release</b>	1,173	1,161	-	-	-	-	-	-	-	-	-	-	2,334
Adopted	564	505											1,069
Returned to Owner	90	66											156
Transferred to Rescue	438	513											951
Released	81	77											158
<b>Non-Live Outcomes</b>	311	324	-	-	-	-	-	-	-	-	-	-	635
Shelter Euthanasia	246	245											491
Owner Intended Euthanasia	42	57											99
Died	18	10											28
Missing	5	12											17

<b>Live Release Rate</b>	80%	79%											80%
--------------------------	-----	-----	--	--	--	--	--	--	--	--	--	--	-----

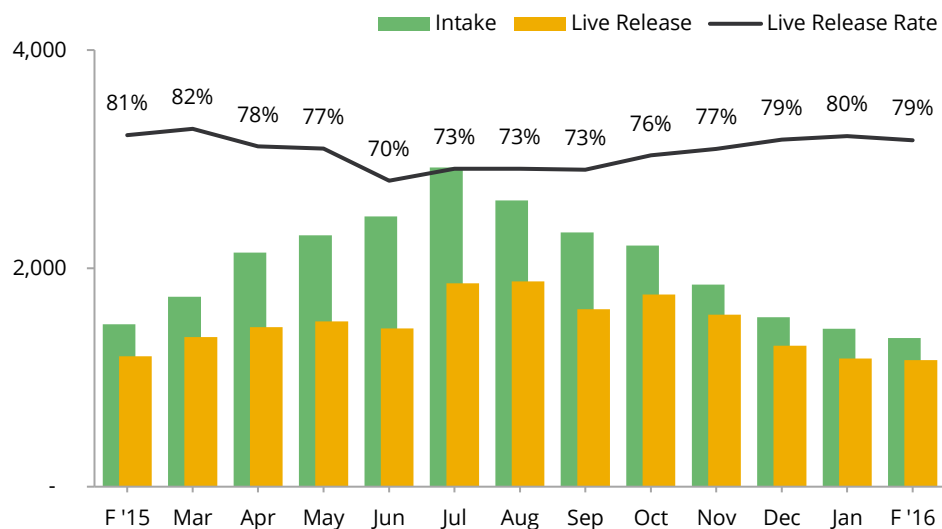
Live Release Rate = Live Release / (Live Release + Total Euthanized)

The February Live Release Rate does not include 22 animals that died or were lost in care, or 125 animals that were dead on arrival.

<b>BFAS Save Rate</b>	81%	80%											80%
-----------------------	-----	-----	--	--	--	--	--	--	--	--	--	--	-----

Best Friends Animal Society Save Rate = (Intake - Non-Live Outcomes) / (Intake - Owner Intended Euthanasia)

<b>Month End Animal Count</b>	1,772	1,650											n/a
<b>Placed in Foster Care</b>	132	96											228
<b>Spay/Neuter Surgeries</b>	537	514											1,051



# Animal Care & Control Team of Philadelphia

## 2016 Shelter Statistics - Dogs

	Jan	Feb	Mar	Apr	May	Jun	Jul	Aug	Sept	Oct	Nov	Dec	Total
<b>Intake</b>	622	595	-	-	-	-	-	-	-	-	-	-	1,217
Stray	320	297											617
Surrendered by Owner	298	293											591
Transferred In	4	5											9
<b>Live Release</b>	505	441	-	-	-	-	-	-	-	-	-	-	946
Adopted	173	142											315
Returned to Owner	77	54											131
Transferred to Rescue	255	245											500
Released	n/a	n/a	n/a	n/a	n/a	n/a	n/a	n/a	n/a	n/a	n/a	n/a	n/a
<b>Non-Live Outcomes</b>	133	169	-	-	-	-	-	-	-	-	-	-	302
Shelter Euthanasia	104	123											227
Owner Intended Euthanasia	28	36											64
Died	1	5											6
Missing	-	5											5

<b>Live Release Rate</b>	79%	74%											76%
--------------------------	-----	-----	--	--	--	--	--	--	--	--	--	--	-----

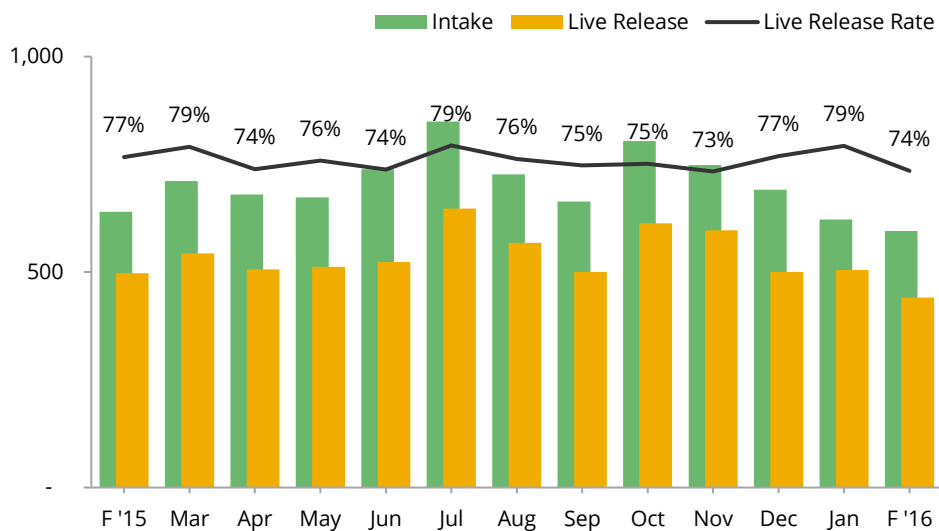
Live Release Rate = Live Release / (Live Release + Total Euthanized)

The February Live Release Rate does not include 10 animals that died or were lost in care, or 50 animals that were dead on arrival.

<b>BFAS Save Rate</b>	82%	76%											79%
-----------------------	-----	-----	--	--	--	--	--	--	--	--	--	--	-----

Best Friends Animal Society Save Rate = (Intake - Non-Live Outcomes) / (Intake - Owner Intended Euthanasia)

<b>Month End Animal Count</b>	222	206											n/a
<b>Placed in Foster Care</b>	35	23											58
<b>Spay/Neuter Surgeries</b>	140	166											306



# Animal Care & Control Team of Philadelphia

## 2016 Shelter Statistics - Cats

	Jan	Feb	Mar	Apr	May	Jun	Jul	Aug	Sept	Oct	Nov	Dec	Total
<b>Intake</b>	753	679	-	-	-	-	-	-	-	-	-	-	1,432
Stray	507	407											914
Surrendered by Owner	242	269											511
Transferred In	4	3											7
<b>Live Release</b>	619	646	-	-	-	-	-	-	-	-	-	-	1,265
Adopted	387	360											747
Returned to Owner	13	12											25
Transferred to Rescue	147	212											359
Released	72	62											134
<b>Non-Live Outcomes</b>	157	131	-	-	-	-	-	-	-	-	-	-	288
Shelter Euthanasia	123	98											221
Owner Intended Euthanasia	13	21											34
Died	17	5											22
Missing	4	7											11

<b>Live Release Rate</b>	82%	84%											83%
--------------------------	-----	-----	--	--	--	--	--	--	--	--	--	--	-----

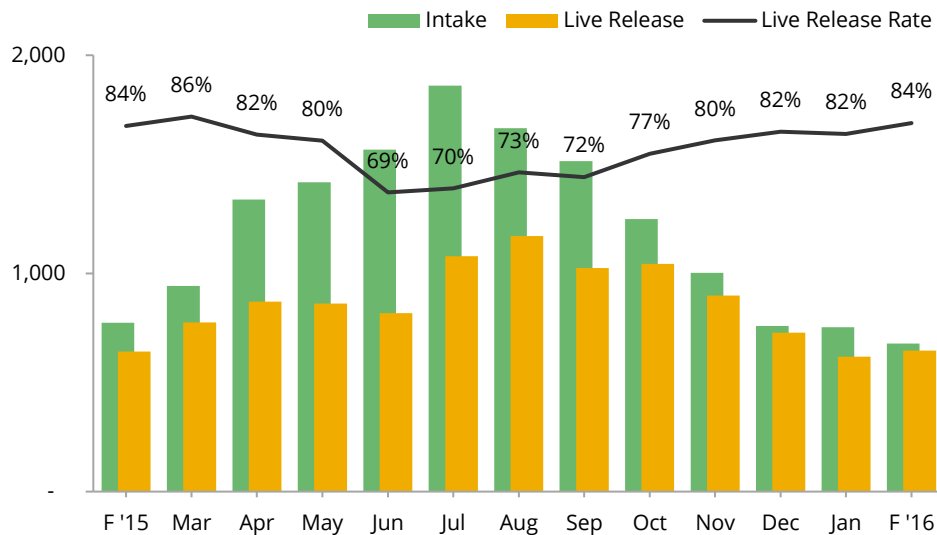
Live Release Rate = Live Release / (Live Release + Total Euthanized)

The February Live Release Rate does not include 12 animals that died or were lost in care, or 62 animals that were dead on arrival.

<b>BFAS Save Rate</b>	81%	83%											82%
-----------------------	-----	-----	--	--	--	--	--	--	--	--	--	--	-----

Best Friends Animal Society Save Rate = (Intake - Non-Live Outcomes) / (Intake - Owner Intended Euthanasia)

<b>Month End Animal Count</b>	1,538	1,443											n/a
<b>Placed in Foster Care</b>	97	73											170
<b>Spay/Neuter Surgeries</b>	397	348											745



# Animal Care & Control Team of Philadelphia

## 2016 Shelter Statistics - Small Animals & Wildlife

	Jan	Feb	Mar	Apr	May	Jun	Jul	Aug	Sept	Oct	Nov	Dec	Total
Intake	71	87	-	-	-	-	-	-	-	-	-	-	158
Stray or Wildlife	49	52											101
Surrendered by Owner	22	35											57
Transferred In	-	-											-
Live Release	49	74	-	-	-	-	-	-	-	-	-	-	123
Adopted	4	3											7
Returned to Owner	-	-											-
Transferred to Rescue	36	56											92
Released	9	15											24
Non-Live Outcomes	21	24	-	-	-	-	-	-	-	-	-	-	45
Shelter Euthanasia	19	24											43
Owner Intended Euthanasia	1	-											1
Died	-	-											-
Missing	1	-											1

Live Release Rate	71%	76%											74%
-------------------	-----	-----	--	--	--	--	--	--	--	--	--	--	-----

Live Release Rate = Live Release / (Live Release + Total Euthanized)

The February Live Release Rate does not include 0 animals that died or were lost in care, or 13 animals that were dead on arrival.

BFAS Save Rate	71%	72%											72%
----------------	-----	-----	--	--	--	--	--	--	--	--	--	--	-----

Best Friends Animal Society Save Rate = (Intake - Non-Live Outcomes) / (Intake - Owner Intended Euthanasia)

Month End Animal Count	12	1											n/a
Placed in Foster Care	-	-											-
Spay/Neuter Surgeries	-	-											-

