

Animal Care & Control Team of Philadelphia

2015 Shelter Statistics - All Animals

	Jan	Feb	Mar	Apr	May	Jun	Jul	Aug	Sept	Oct	Nov	Dec	Total
Intake	1,651	1,487	1,740	2,145	2,303	2,475	-	-	-	-	-	-	11,801
Stray	957	879	1,050	1,404	1,537	1,623							7,450
Surrendered by Owner	690	601	677	730	752	845							4,295
Transferred In	4	7	13	11	14	7							56
Live Release	1,285	1,195	1,372	1,462	1,514	1,450	-	-	-	-	-	-	8,278
Adopted	560	579	662	593	507	509							3,410
Returned to Owner	141	101	101	105	136	99							648
Transferred to Rescue	547	491	514	666	756	721							3,695
Released	72	24	95	98	115	121							525
Non-Live Outcomes	354	307	353	459	546	743	-	-	-	-	-	-	2,762
Shelter Euthanasia	299	277	284	398	431	601							2,290
Owner Intended Euthanasia	33	12	18	15	10	18							106
Died	13	11	38	35	90	83							270
Missing	9	7	13	11	15	41							96

Live Release Rate	79%	81%	82%	78%	77%	70%							78%
--------------------------	-----	-----	-----	-----	-----	-----	--	--	--	--	--	--	-----

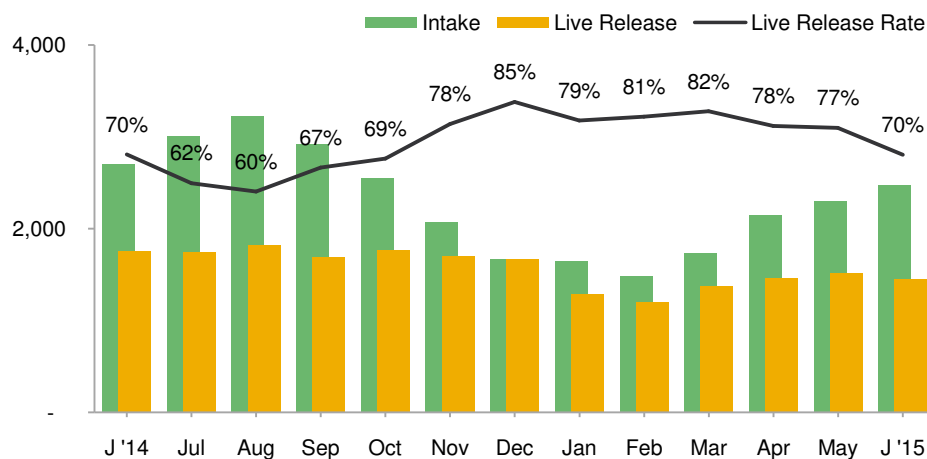
Live Release Rate = Live Release / (Live Release + Total Euthanized)

The June Live Release Rate does not include 124 animals that died or were lost in care, or 159 animals that were dead on arrival.

BFAS Save Rate	80%	80%	81%	79%	77%	70%							77%
-----------------------	-----	-----	-----	-----	-----	-----	--	--	--	--	--	--	-----

Best Friends Animal Society Save Rate = (Intake - Non-Live Outcomes) / (Intake - Owner Intended Euthanasia)

Month End Animal Count	1,488	1,473	1,491	1,709	1,958	2,243							n/a
Placed in Foster Care	151	111	149	295	368	421							1,495
Spay/Neuter Surgeries	597	610	632	650	669	740							3,898



Animal Care & Control Team of Philadelphia 2015 Shelter Statistics - Dogs

	Jan	Feb	Mar	Apr	May	Jun	Jul	Aug	Sept	Oct	Nov	Dec	Total
Intake	744	640	711	680	673	739	-	-	-	-	-	-	4,187
Stray	405	333	364	395	374	379							2,250
Surrendered by Owner	338	302	339	281	290	356							1,906
Transferred In	1	5	8	4	9	4							31
Live Release	504	497	543	506	512	523	-	-	-	-	-	-	3,085
Adopted	124	167	194	184	161	163							993
Returned to Owner	92	78	82	95	111	84							542
Transferred to Rescue	288	252	267	227	240	276							1,550
Released	n/a	n/a	n/a	n/a	n/a	n/a							n/a
Non-Live Outcomes	203	153	148	181	169	191	-	-	-	-	-	-	1,045
Shelter Euthanasia	182	145	137	169	155	171							959
Owner Intended Euthanasia	19	6	7	10	8	15							65
Died	2	1	3	1	4	4							15
Missing	-	1	1	1	2	1							6

Live Release Rate	71%	77%	79%	74%	76%	74%							75%
--------------------------	-----	-----	-----	-----	-----	-----	--	--	--	--	--	--	-----

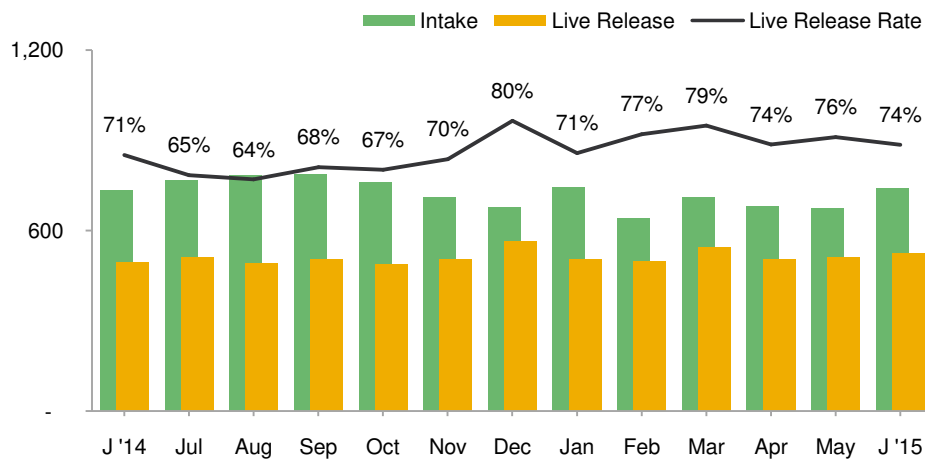
Live Release Rate = Live Release / (Live Release + Total Euthanized)

The June Live Release Rate does not include 5 animals that died or were lost in care, or 60 animals that were dead on arrival.

BFAS Save Rate	75%	77%	80%	74%	76%	76%							76%
-----------------------	-----	-----	-----	-----	-----	-----	--	--	--	--	--	--	-----

Best Friends Animal Society Save Rate = (Intake - Non-Live Outcomes) / (Intake - Owner Intended Euthanasia)

Month End Animal Count	277	267	287	276	270	295							n/a
Placed in Foster Care	47	25	49	19	26	40							206
Spay/Neuter Surgeries	162	157	193	176	150	152							990



Animal Care & Control Team of Philadelphia 2015 Shelter Statistics - Cats

	Jan	Feb	Mar	Apr	May	Jun	Jul	Aug	Sept	Oct	Nov	Dec	Total
Intake	843	774	942	1,339	1,417	1,567	-	-	-	-	-	-	6,882
Stray	510	504	618	902	978	1,105							4,617
Surrendered by Owner	330	268	319	430	435	459							2,241
Transferred In	3	2	5	7	4	3							24
Live Release	737	642	776	870	862	818	-	-	-	-	-	-	4,705
Adopted	434	409	465	407	344	341							2,400
Returned to Owner	14	23	19	10	25	15							106
Transferred to Rescue	224	195	210	373	402	353							1,757
Released	65	15	82	80	91	109							442
Non-Live Outcomes	127	137	170	237	305	491	-	-	-	-	-	-	1,467
Shelter Euthanasia	99	119	116	188	208	372							1,102
Owner Intended Euthanasia	13	5	11	5	2	3							39
Died	10	9	31	34	82	76							242
Missing	5	4	12	10	13	40							84

Live Release Rate	87%	84%	86%	82%	80%	69%							80%
--------------------------	-----	-----	-----	-----	-----	-----	--	--	--	--	--	--	-----

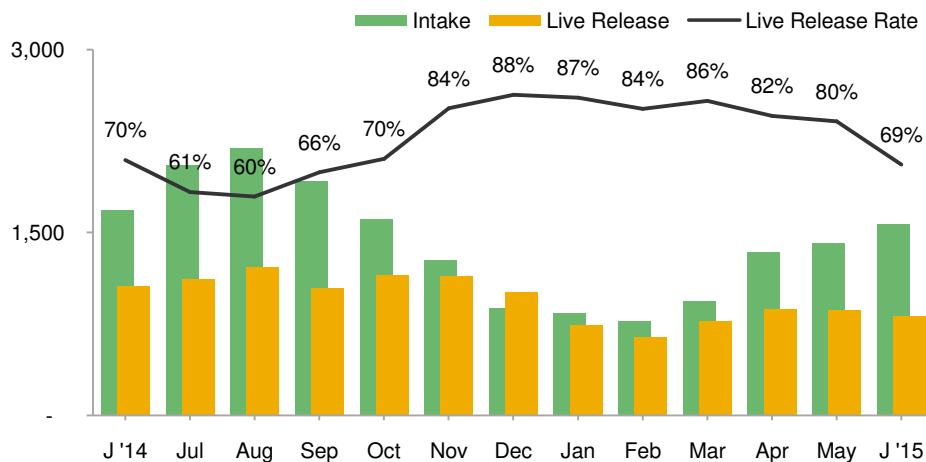
Live Release Rate = Live Release / (Live Release + Total Euthanized)

The June Live Release Rate does not include 116 animals that died or were lost in care, or 71 animals that were dead on arrival.

BFAS Save Rate	86%	83%	83%	83%	79%	69%							79%
-----------------------	-----	-----	-----	-----	-----	-----	--	--	--	--	--	--	-----

Best Friends Animal Society Save Rate = (Intake - Non-Live Outcomes) / (Intake - Owner Intended Euthanasia)

Month End Animal Count	1,207	1,202	1,201	1,431	1,685	1,946							n/a
Placed in Foster Care	104	85	100	276	342	381							1,288
Spay/Neuter Surgeries	435	453	439	474	519	588							2,908



Animal Care & Control Team of Philadelphia

2015 Shelter Statistics - Small Animals & Wildlife

	Jan	Feb	Mar	Apr	May	Jun	Jul	Aug	Sept	Oct	Nov	Dec	Total
Intake	64	73	87	126	213	169	-	-	-	-	-	-	732
Stray or Wildlife	42	42	68	107	185	139							583
Surrendered by Owner	22	31	19	19	27	30							148
Transferred In	-	-	-	-	1	-							1
Live Release	44	56	53	86	140	109	-	-	-	-	-	-	488
Adopted	2	3	3	2	2	5							17
Returned to Owner	-	-	-	-	-	-							-
Transferred to Rescue	35	44	37	66	114	92							388
Released	7	9	13	18	24	12							83
Non-Live Outcomes	24	17	35	41	72	61	-	-	-	-	-	-	250
Shelter Euthanasia	18	13	31	41	68	58							229
Owner Intended Euthanasia	1	1	-	-	-	-							2
Died	1	1	4	-	4	3							13
Missing	4	2	-	-	-	-							6

Live Release Rate	70%	80%	63%	68%	67%	65%							68%
--------------------------	-----	-----	-----	-----	-----	-----	--	--	--	--	--	--	-----

Live Release Rate = Live Release / (Live Release + Total Euthanized)

The June Live Release Rate does not include 3 animals that died or were lost in care, or 28 animals that were dead on arrival.

BFAS Save Rate	63%	78%	60%	67%	66%	64%							66%
-----------------------	-----	-----	-----	-----	-----	-----	--	--	--	--	--	--	-----

Best Friends Animal Society Save Rate = (Intake - Non-Live Outcomes) / (Intake - Owner Intended Euthanasia)

Month End Animal Count	4	4	3	2	3	2							n/a
Placed in Foster Care	-	1	-	-	-	-							1
Spay/Neuter Surgeries	-	-	-	-	-	-							-

