

Animal Care & Control Team of Philadelphia

2014 Shelter Statistics - All Animals

	Jan	Feb	Mar	Apr	May	Jun	Jul	Aug	Sept	Oct	Nov	Dec	Total
Intake	1,618	1,349	-	-	-	-	-	-	-	-	-	-	2,967
Stray	937	753											1,690
Surrendered by Owner	672	591											1,263
Transferred In	9	5											14
Live Release	1,286	1,132	-	-	-	-	-	-	-	-	-	-	2,418
Adopted	601	514											1,115
Returned to Owner	64	64											128
Transferred to Rescue	549	496											1,045
Released	72	58											130
Total Euthanized	388	291	-	-	-	-	-	-	-	-	-	-	679
Owner Intended Euthanasia	33	49											82
All Other Euthanasia	355	242											597
Died	21	14											35
Missing	1	5											6

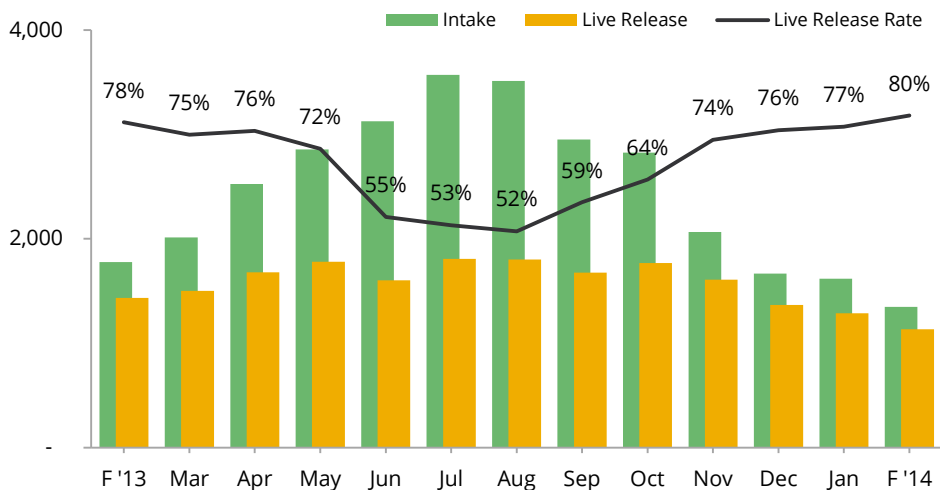
Live Release Rate	77%	80%											78%
--------------------------	-----	-----	--	--	--	--	--	--	--	--	--	--	-----

Live Release Rate = Live Release / (Live Release + Total Euthanized); see asilomaraccords.org for further information.

The Live Release Rate does not include 22 animals that died or were lost in care, or 146 animals that were dead on arrival.

Month End Animal Count	1,019	922											n/a
Placed in Foster Care	146	130											276
Spay/Neuter Surgeries	634	585											1,219

Intake & Live Release - All Animals



Animal Care & Control Team of Philadelphia

2014 Shelter Statistics - Dogs

	Jan	Feb	Mar	Apr	May	Jun	Jul	Aug	Sept	Oct	Nov	Dec	Total
Intake	674	591	-	-	-	-	-	-	-	-	-	-	1,265
Stray	344	301											645
Surrendered by Owner	326	288											614
Transferred In	4	2											6
Live Release	440	455	-	-	-	-	-	-	-	-	-	-	895
Adopted	122	123											245
Returned to Owner	50	55											105
Transferred to Rescue	268	277											545
Released	n/a	n/a	n/a	n/a	n/a	n/a	n/a	n/a	n/a	n/a	n/a	n/a	n/a
Total Euthanized	223	152	-	-	-	-	-	-	-	-	-	-	375
Owner Intended Euthanasia	19	27											46
All Other Euthanasia	204	125											329
Died	1	5											6
Missing	-	-											-

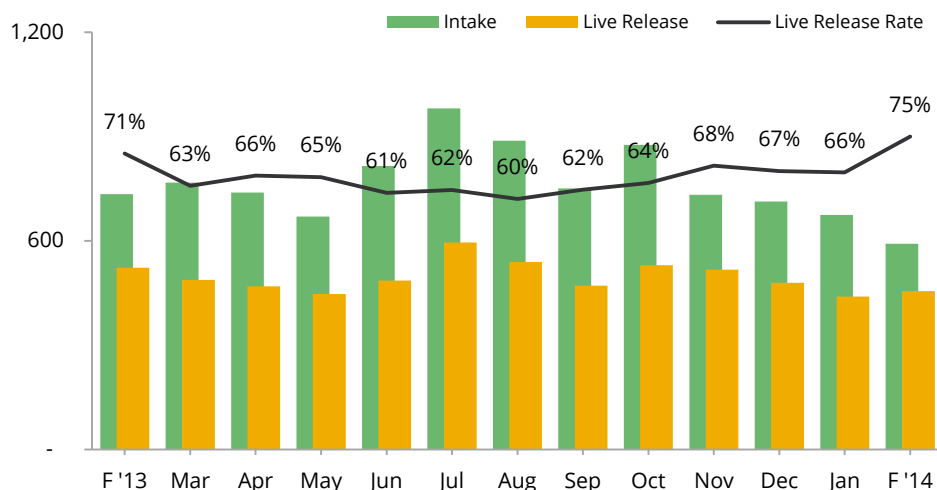
Live Release Rate	66%	75%											70%
--------------------------	-----	-----	--	--	--	--	--	--	--	--	--	--	-----

Live Release Rate = Live Release / (Live Release + Total Euthanized); see asilomaraccords.org for further information.

The Live Release Rate does not include 1 animal that died or was lost in care, or 59 animals that were dead on arrival.

Month End Animal Count	220	199											n/a
Placed in Foster Care	35	31											66
Spay/Neuter Surgeries	170	184											354

Intake & Live Release - Dogs



Animal Care & Control Team of Philadelphia

2014 Shelter Statistics - Cats

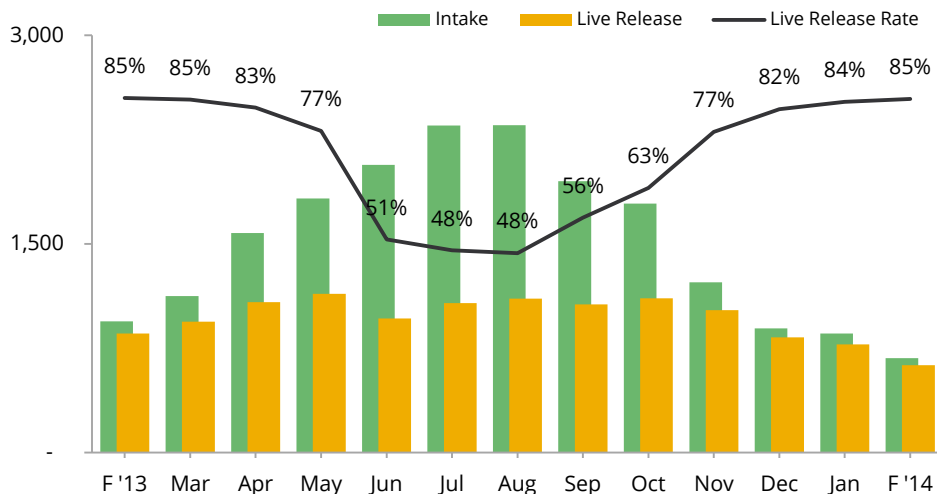
	Jan	Feb	Mar	Apr	May	Jun	Jul	Aug	Sept	Oct	Nov	Dec	Total
Intake	855	677	-	-	-	-	-	-	-	-	-	-	1,532
Stray	556	403											959
Surrendered by Owner	294	271											565
Transferred In	5	3											8
Live Release	777	628	-	-	-	-	-	-	-	-	-	-	1,405
Adopted	477	386											863
Returned to Owner	14	9											23
Transferred to Rescue	223	187											410
Released	63	46											109
Total Euthanized	148	113	-	-	-	-	-	-	-	-	-	-	261
Owner Intended Euthanasia	14	22											36
All Other Euthanasia	134	91											225
Died	20	9											29
Missing	1	5											6

Live Release Rate	84%	85%											84%
--------------------------	-----	-----	--	--	--	--	--	--	--	--	--	--	-----

Live Release Rate = Live Release / (Live Release + Total Euthanized); see asilomaraccords.org for further information.
 The Live Release Rate does not include 21 animals that died or were lost in care, or 77 animals that were dead on arrival.

Month End Animal Count	782	700											n/a
Placed in Foster Care	111	99											210
Spay/Neuter Surgeries	464	401											865

Intake & Live Release - Cats



Animal Care & Control Team of Philadelphia

2014 Shelter Statistics - Small Animals & Wildlife

	Jan	Feb	Mar	Apr	May	Jun	Jul	Aug	Sept	Oct	Nov	Dec	Total
Intake	89	81	-	-	-	-	-	-	-	-	-	-	170
Stray or Wildlife	37	49											86
Surrendered by Owner	52	32											84
Transferred In	-	-											-
Live Release	69	49	-	-	-	-	-	-	-	-	-	-	118
Adopted	2	5											7
Returned to Owner	-	-											-
Transferred to Rescue	58	32											90
Released	9	12											21
Total Euthanized	17	26	-	-	-	-	-	-	-	-	-	-	43
Owner Intended Euthanasia	-	-											-
All Other Euthanasia	17	26											43
Died	-	-											-
Missing	-	-											-

Live Release Rate	80%	65%											73%
--------------------------	-----	-----	--	--	--	--	--	--	--	--	--	--	-----

Live Release Rate = Live Release / (Live Release + Total Euthanized); see asilomaraccords.org for further information.

The Live Release Rate does not include 0 animals that died or were lost in care, or 10 animals that were dead on arrival.

Month End Animal Count	17	23											n/a
-------------------------------	----	----	--	--	--	--	--	--	--	--	--	--	-----

Placed in Foster Care	-	-											-
------------------------------	---	---	--	--	--	--	--	--	--	--	--	--	---

Spay/Neuter Surgeries	-	-											-
------------------------------	---	---	--	--	--	--	--	--	--	--	--	--	---

Intake & Live Release - Small Animals & Wildlife

